

A Whirlwind Overview of
The Global Public Inclusive Infrastructure

Colin Clark

Lead Software Architect,
Inclusive Design Research Centre




inclusive design institute


 home

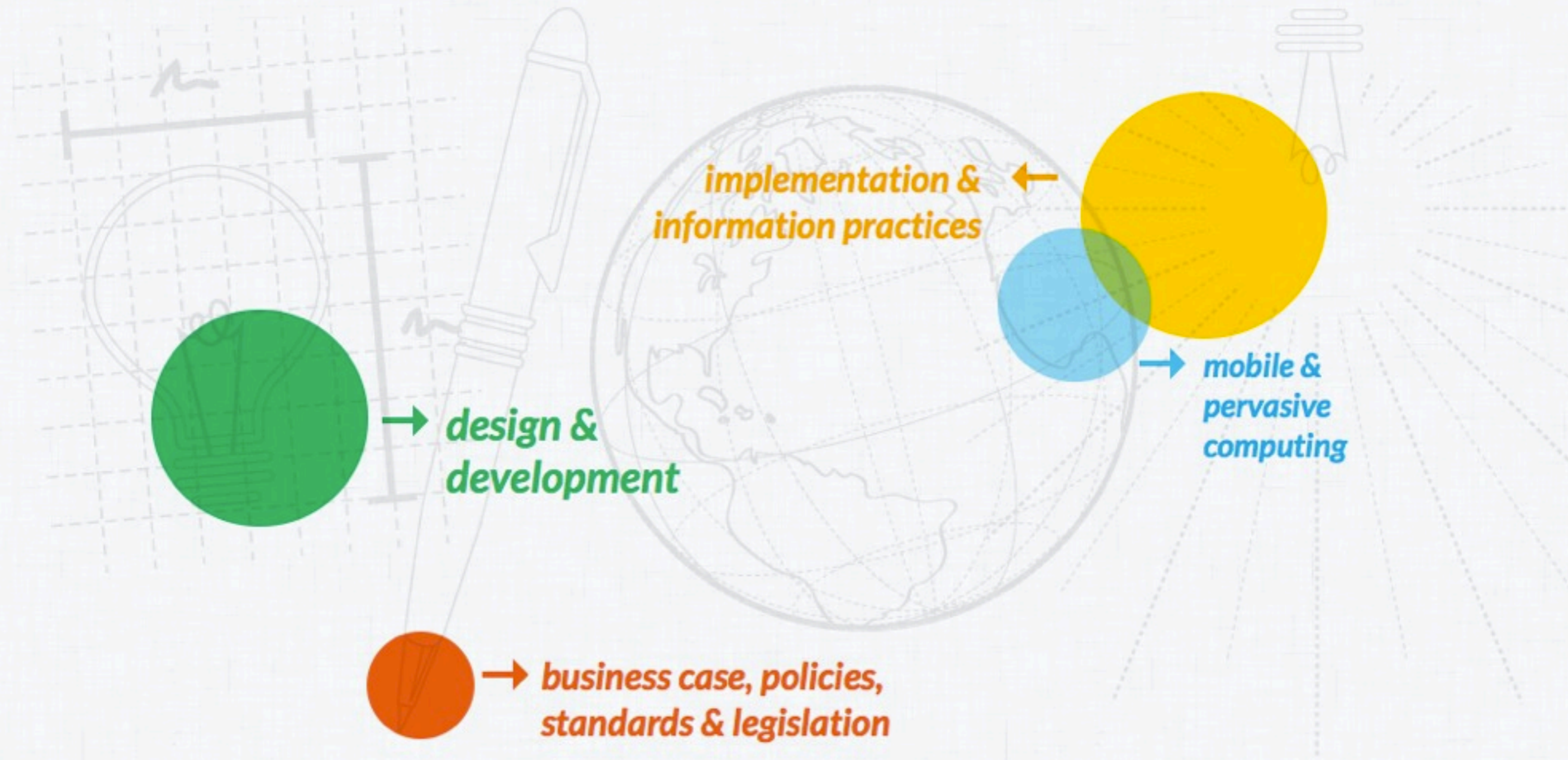
 about

 people

 news

 research

 infrastructure





What is accessibility?

Rethinking Disability



Rethinking Disability

A **mismatch** between the
user
and the
user interface

Accessibility is...

the **ability of the system**
to **accommodate the needs of the user**

Make yourself at home...



Problems & Needs

The Internet is **no longer optional**, but many can't use it.

Computers are **everywhere**, but accessibility isn't.

The assistive technology market is **stagnant**.

The **cost** of assistive technology is unsustainable.

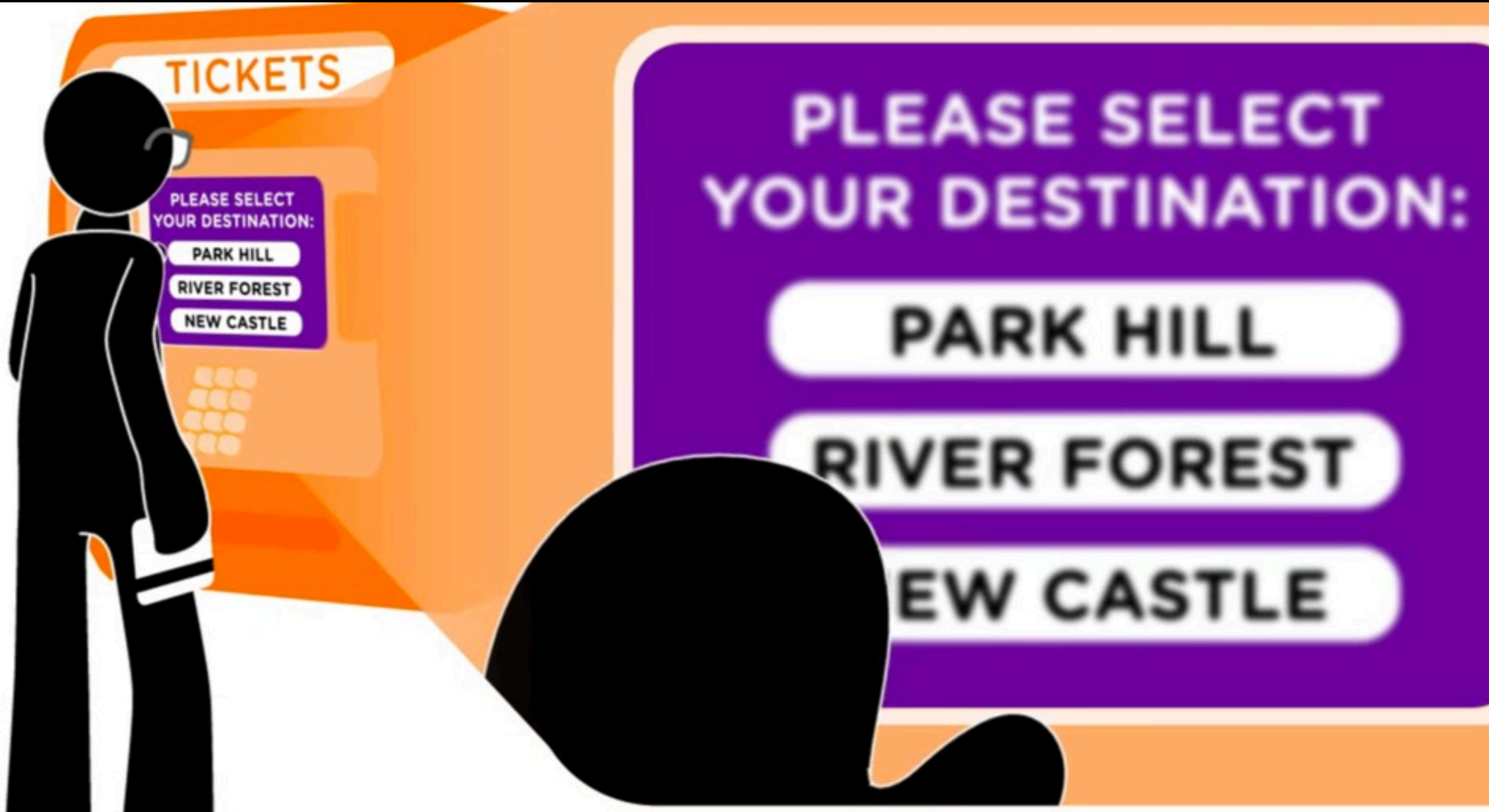
We are in a new era of **cross platform diversity**.

Personalization...

- **User interfaces** that can adapt to the needs, preferences, tastes of users—feel at home
- **Content** that can be delivered in a form that people can understand and use

... across all the platforms we use.

Envisioning the GPII



Cloud4all: Big Project, Little Steps

- Focus on a few use cases first:
Linux, Windows, and media on the web
- Do everything in the open
- Get it working and iterate


Core GP11

- Automatic setup of assistive technology
- Adaptive web interfaces, services, and content
- Web, desktop, mobile
- Preferences stored where users want them: out on the web or close to home

Demo

Floe: Open Learning on the Web

A TEXT AND DISPLAY **L** LAYOUT AND NAVIGATION **L** LINKS AND BUTTONS **▶** **AUDIO + VIDEO** **⌂** RESET ALL


DEFAULT VOLUME 

SHOW CAPTIONS WHENEVER POSSIBLE
Captions show only the text that is currently being spoken

SHOW TRANSCRIPTS WHENEVER POSSIBLE
Transcripts show the whole text, and highlight the portion being spoken

USE PREFERRED LANGUAGE
Captions and transcripts will default to this language if available

French ▾



Captions ON
Deutsch

Fusce ac lectus quam.

0:30/5:00

display

CC

Deutsch Transcript

Deutsch Transcript

Download

Lorem ipsum dolor sit amet, consectetur adipiscing elit. Morbi ut dui eu dui imperdiet fringilla. **Fusce ac lectus quam.**

Donec scelerisque diam a dui venenatis id pulvinar quam imperdiet. Ut eleifend, quam eget gravida rhoncus, nibh quam dapibus arcu, sed tristique justo ante vitae purus. Leo fermentum urna

Technical Goals

- **Lower the cost of building accessibly:**
Developers can draw from a diverse range of easy to find adaptive building blocks
- Build **user personalization** into the fabric of the web, mobile, and desktop
- **Sustain** an infrastructure for sharing and interoperability across platforms

Technical Challenges

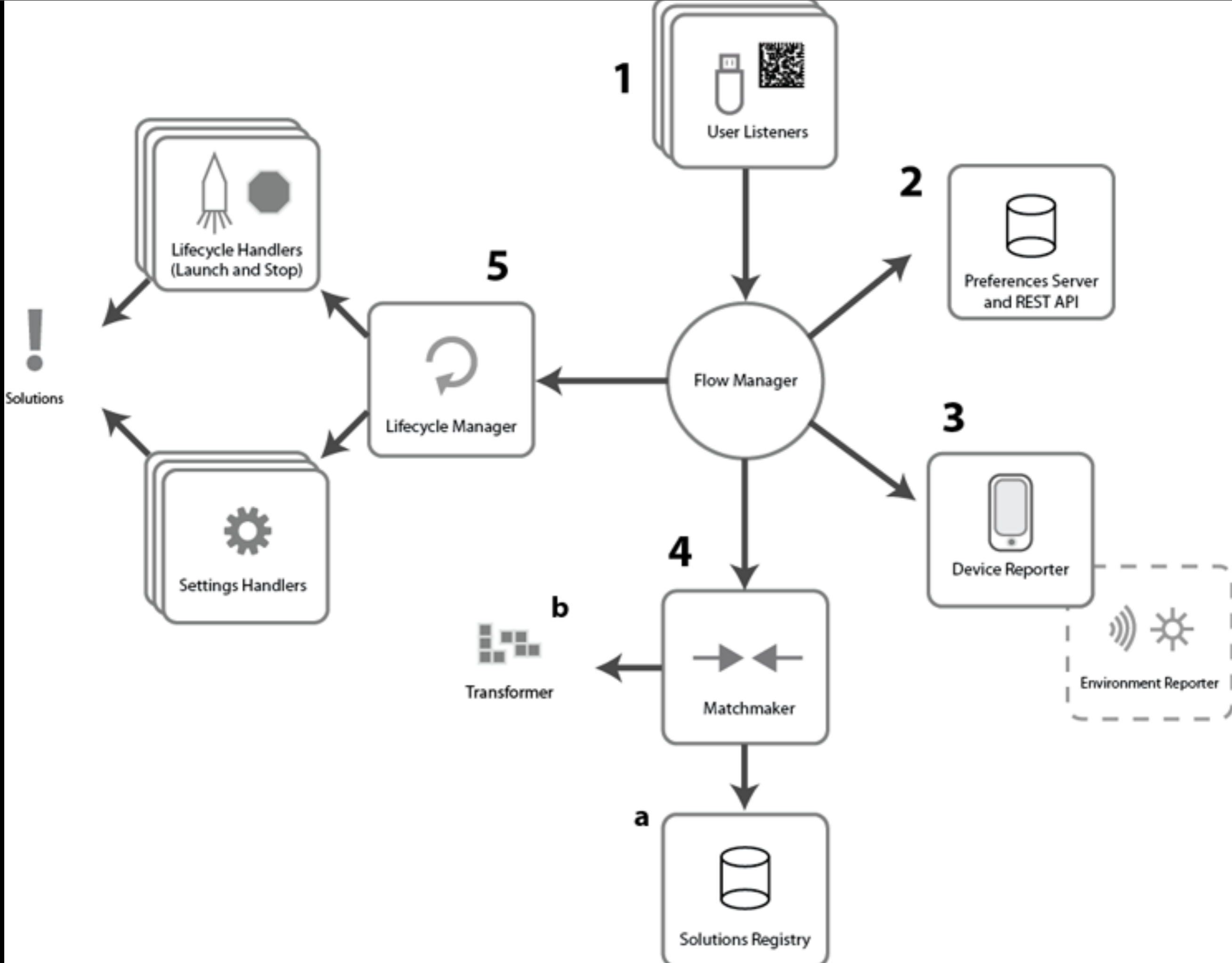
- How do we make this work across platforms? (Linux, Windows, Android)
- How does it work for web apps?
- How do we scale it big?

Solutions

- Use the web! REST and JSON payloads
- Don't make new custom remoting APIs or use crusty old ones like CORBA
- HTML, CSS, JavaScript for user interfaces
- Deliver cross platform with Node.js + native bindings

Approach

- Language agnostic
- Ontology agnostic: go where users are
- Relocatable
- Scalable
- Adoptable



Preferences and Preferences Server

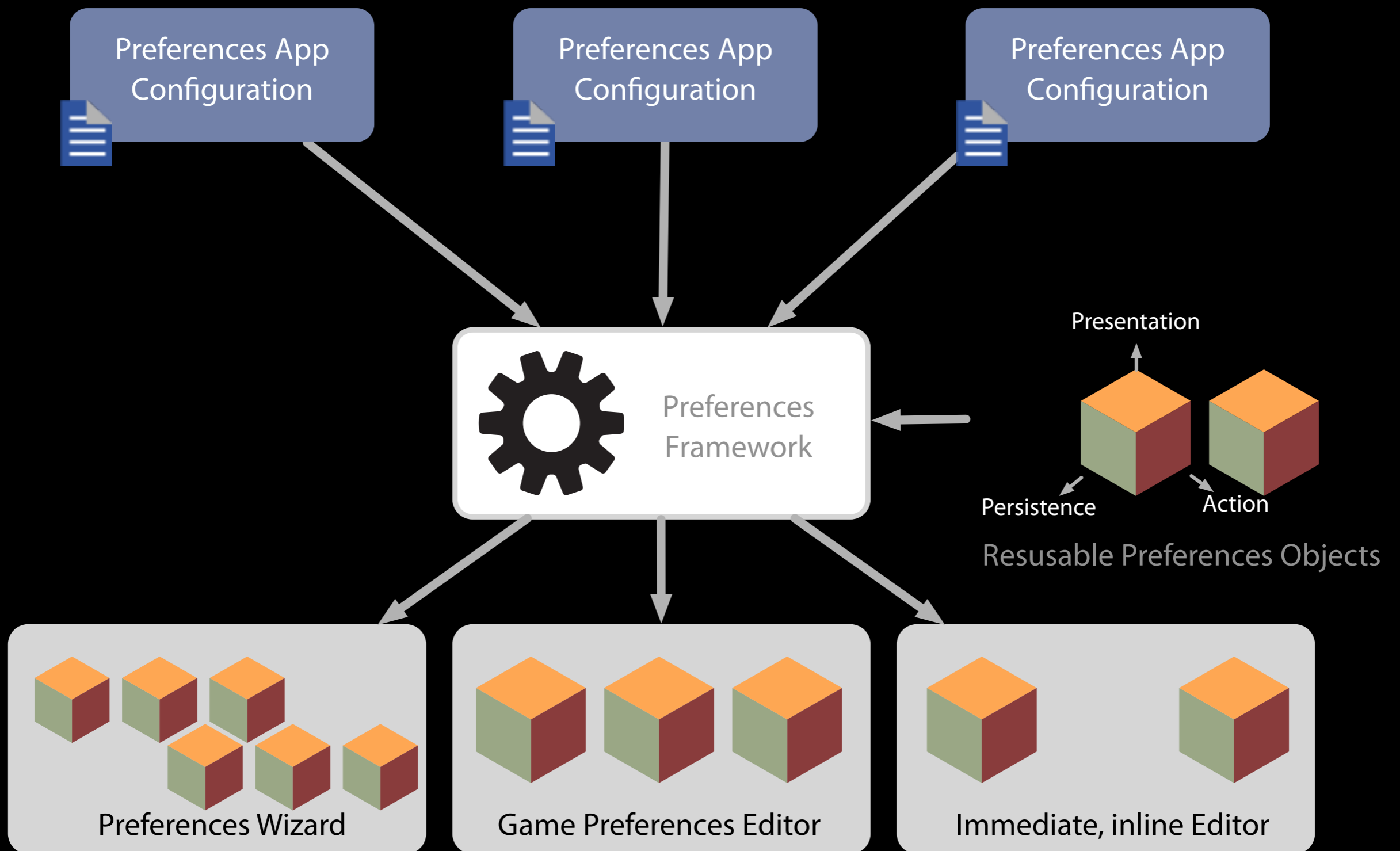
Accessible via:

- Preferences editor interface
- Web-based preferences server
- Other GPL components (**Flow Manager**)



a **framework** for preferences editing

Preferences Framework



Preferences Server

Easy for developers to use

- RESTful API
- JSON-based payloads
- OAuth for delegating access

Scalable and forward-looking

- Document-based persistence
- High-concurrency server

Architecture Components



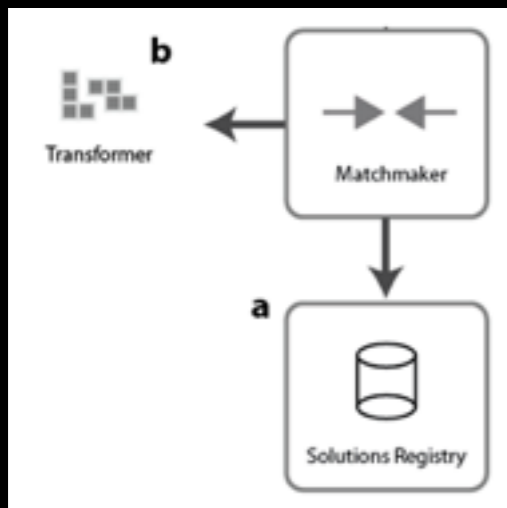
- Listen to user authentication requests
- USB, RFID, Barcode, etc.



- Information about the device
- Information about the environment

Architecture Components

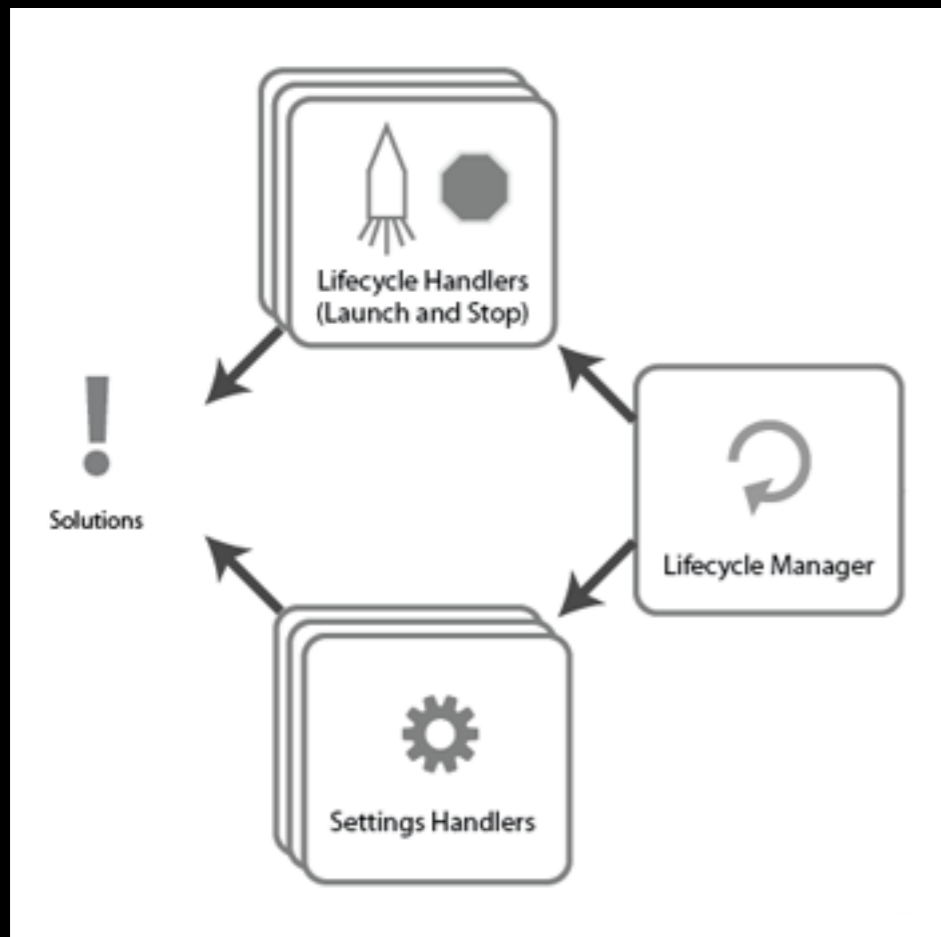
- Matches the context to available solutions



$$\begin{array}{c} \text{User Preferences} \\ + \\ \text{Device Capabilities} = \text{Context} \\ + \\ \text{Environmental Data} \end{array}$$

- (a) - Registry of all the solutions for the device
- (b) - Transforms solutions into applicable configuration


Architecture Components



- Applies settings through Settings Handlers
- Launches AT applications through Lifecycle Handlers

Preferences & Settings

- User preferences are about people
- Application settings are custom
 - Different names, units, data types
 - Subset/superset
 - Etc.
- Standard vocabulary has to be translated



Transformation Lenses

- Data-oriented
- Declarative and functional
- Bi-directional
- Useful collection of lenses out of the box
- Can be extended with new transformers
- AT integrators don't have to write code

Preferences

```
{
  "display": {
    "screenEnhancement": {
      "fontSize": 24,
      "foregroundColor": "white",
      "backgroundColor": "black",
      "fontFace": {
        "fontName": ["Comic Sans"],
        "genericFontFace": "sans serif"
      },
      "magnification": 2.0,
      "tracking": "mouse",
      "invertImages": true,
      "showCrosshairs": true
    }
  }
}
```


Settings (Linux)

```
"org.gnome.desktop.a11y.magnifier": {  
  "mag-factor": 2.0,  
  "mouse-tracking": "centered",  
  "showCrosshairs": true  
}
```

Settings (Windows)

```
“$HKEY_CURRENT_USER\\Software\\Microsoft\\ScreenMagnifier”: {  
  “Magnification”: 200, [REG_DWORD INT]  
  “Invert”: 1 [REG_DWORD BOOL],  
  “FollowMouse”: 1 [REG_DWORD BOOL]  
}
```

Transform (Linux)

```
"capabilitiesTransformations": {  
  "mag-factor": "display.screenEnhancement.magnification",  
  "show-cross-hairs": "display.screenEnhancement.showCrosshairs",  
  "mouse-tracking": {  
    "expander": {  
      "type": "fluid.model.transform.valueMapper",  
      "inputPath": "display.screenEnhancement.tracking",  
      "options": {  
        "mouse": {  
          "outputValue": "centered"  
        }  
      }  
    }  
  }  
}
```

Transform (Windows)

```
"capabilitiesTransformations": {  
  "Magnification": {  
    "expander": {  
      "type": "gpii.transformer.scaleValue",  
      "inputPath": "display.screenEnhancement.magnification",  
      "outputPath": "value",  
      "factor": 100  
    },  
  
    "dataType": {  
      "expander": {  
        "type": "fluid.model.transform.literalValue",  
        "value": "REG_DWORD"  
      }  
    }  
  },  
  ...  
}
```

Transformer Function

```
gpii.transformer.scaleValue = function (value, expander, expandSpec) {  
    var factor = expandSpec.factor === undefined ? 1.0 : expandSpec.factor;  
    return value * factor;  
};
```


Breaking it Down

EL Paths

```
{  
  pets: [  
    {  
      type: "cat",  
      name: "sirius"  
    }  
  ]  
}
```

`"pets.0.name"`

Value Transform

```
"<output path>": {  
  "expander": {  
    "type": "fluid.model.transform.value",  
    "inputPath": "<input path>"  
  }  
}
```

Value Transform Short

```
"<output path>": "<input path>"
```

Literal Value Transform

```
"<output path>": {  
  "expander": {  
    "type": "fluid.model.transform.literalValue",  
    "inputPath": "This will literally be the output."  
  }  
}
```


Value Mapping

```
"mouse-tracking": {  
  "expander": {  
    "type": "fluid.model.transform.valueMapper",  
    "inputPath": "display.screenEnhancement.tracking",  
    "options": {  
      "mouse": {  
        "outputValue": "centered"  
      },  
      "caret": {  
        "outputValue": "none"  
      }  
    }  
  }  
}
```

Custom Transforms

```
"Magnification": {  
  "expander": {  
    "type": "gpii.transformer.scaleValue",  
    "inputPath": "display.screenEnhancement.magnification",  
    "outputPath": "value",  
    "factor": 100  
  }  
}
```

Reversible: Settings-Oriented

```
{  
  "mag-factor": "display.screenEnhancement.magnification",  
  "show-cross-hairs": "display.screenEnhancement.showCrosshairs",  
  "mouse-tracking": {  
    "expander": {  
      "type": "fluid.model.transform.valueMapper",  
      "inputPath": "display.screenEnhancement.tracking",  
      "options": {  
        "mouse": {  
          "outputValue": "centered"  
        }  
      }  
    }  
  }  
}
```

Reversible: Preferences-Oriented

```
{  
  "display.screenEnhancement.magnification": "mag-factor",  
  "display.screenEnhancement.showCrosshairs": "show-cross-hairs": ,  
  "display.screenEnhancement.tracking": {  
    "expander": {  
      "type": "fluid.model.transform.valueMapper",  
      "inputPath": "mouse-tracking",  
      "options": {  
        "true": {  
          "outputValue": "mouse"  
        }  
      }  
    }  
  }  
}
```

Basic Matching

- In the solutions registry, transform rules are “settings-oriented”
- Flip them around and they’re “user-oriented”
- Match on fine-grained setting/preference correspondence (no hierarchy, inheritance, formal ontology etc. required)

Source Code

<https://github.com/GPII/>

Example code and configuration:

- Preferences statement: <http://bit.ly/LN4iEB>
- Settings Handler: <http://bit.ly/M6mDfD>
- Solutions Registry: <http://bit.ly/KrLo6Z>

Questions?

Colin Clark

e: cclark@ocad.ca

t: [@colinbdclark](#)

fluidproject.org

gpii.net

