PMT with "my preferences" and "all preferences" tabs (not to be implemented for review)
>"My preferences" view will show only the preferences that are contained in a given preference set
>"All preferences" will open full preferences view (all common terms) to allow user to add prefs to a given set
>both views could have a search pane

Set list can be collapsed and explanded by selecting sets button in footer
Active set is shown at botom of main panel ("Base Set")

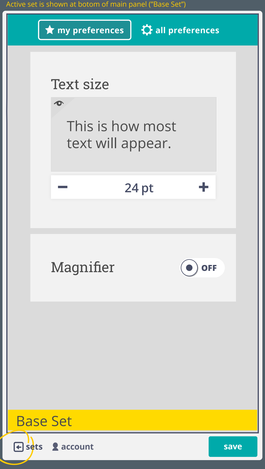

PMT view showing sets panel in expanded state.
Highlighted set has preferences contained in that set revealed in panel on the right

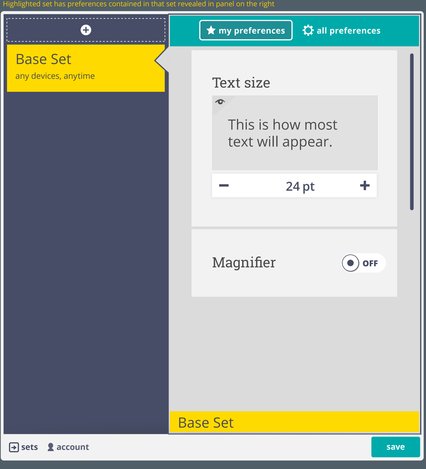

add new set by selecting "+" sign in left panel (hover state shown)

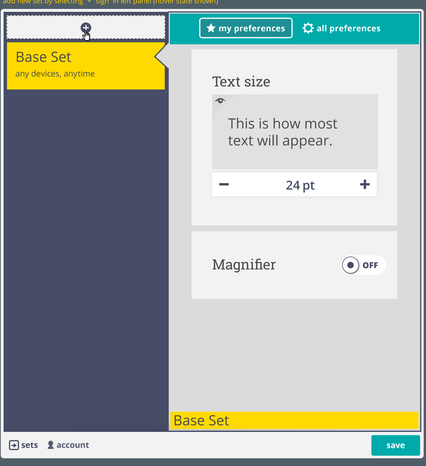

New set appears in list with "not applied to any devices"
>new set is populated with base set prefs until user adjusts/adds/removes preferences
> set name is directly editable

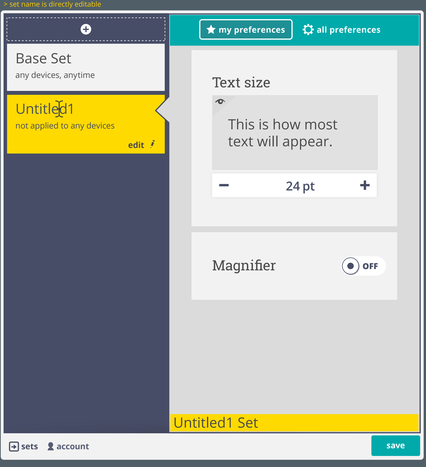

Selecting "edit" in sets panel takes user to conditions/share/sync/history tabbed view
'Conditions' tab allows user to manually adjust the contexts a set gets applied in

Conditions are editable in all sets except the 'Base Set'
> the 'Base Set' is applied on all devices, at all times, unless overridden by a conditional set
New set begins with no conditions (will not be applied anywhere until user adds conditions)
>(default to "apply to all devices" for review?)
Set name is editable in conditions view also

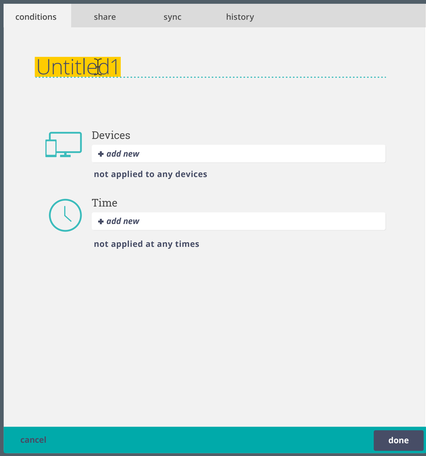

PMT general view
Selecting a set (select set name / box) brings up the 'my preferences' of that set. Edit option appears once selected.
Indication (dark blue line and diamond beside adjuster) show which preferences have been modified from the 'Base set'

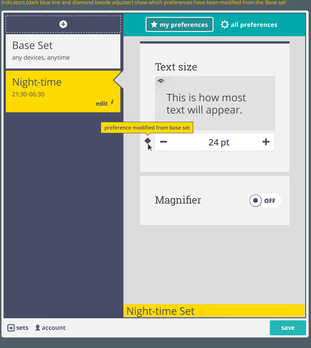

Conditions can be edited and removed

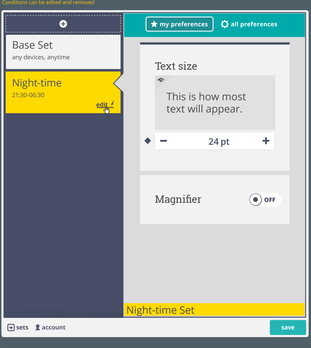

Conditions can be edited and removed

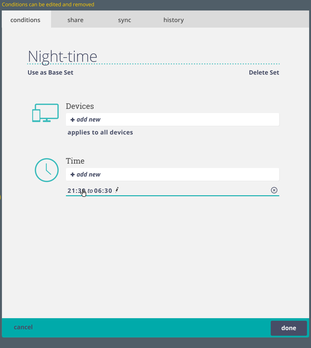

hover state (see details)

Editing Time context
>individual number fields are text-editable or adjusted using arrow keys
>Mouse-clicking outside of edit field, tabbing out of edit field, or selecting enter will enter edited values
>escape to cancel entry

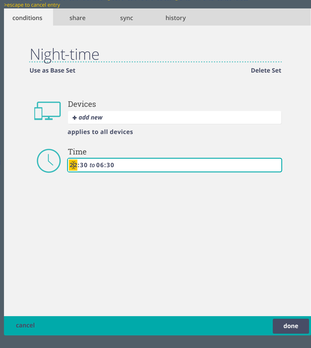

selected

Time condition is edited

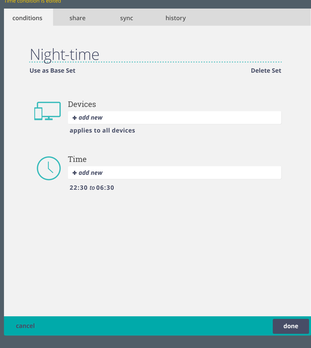

adding a device

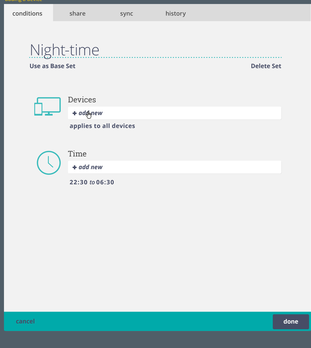

adding a device - select device type from list (not implementing for review)

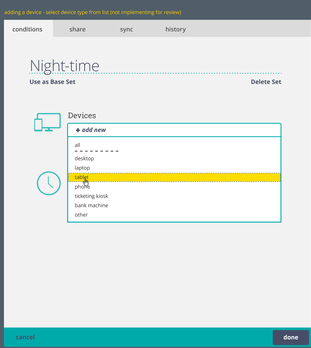

When a set is first created, it has no contexts (including no devices)
Note: for review we may want to default to "applies to all devices", since user will not be able to add any devices

conditions share sync history

Night-time

Use as Base Set Delete Set

Devices

+ *add new*

not applied to any devices

Time

+ *add new*

not applied at any times

cancel done

When adding a time condition, the current time is shown by default (within 5 minute increments and with a 2-hour time range)
>individual numerical fields are text editable as well as controllable with arrow keys

conditions share sync history

Night-time

Use as Base Set Delete Set

Devices

+ *add new*

not applied to any devices

selected/edit state

Time

13:45 *to* 13:45

cancel done

The set will not be applied until a device is added

conditions share sync history

Night-time

Use as Base Set Delete Set

Devices

+ *add new*

not applied to any devices

Time

+ *add new*

21:30 *to* 06:30

cancel done

Adding "all" devices (not implementing for review)

conditions share sync history

Night-time

Use as Base Set Delete Set

Devices

+ *add new*

all

desktop

laptop

tablet

phone

ticketing kiosk

bank machine

other

cancel done

"Applies to all devices" is added - set will be applied to all devices at specified time

User hovers over time condion and selects delete icon in order to remove it

conditions share sync history

Night-time

Use as Base Set Delete Set

Devices

+ *add new*

applies to all devices

Time

+ *add new*

21:30 *to* 06:30

cancel done

Time condition is removed (set will not be applied to any device until another time condition is added)

conditions share sync history

Night-time

Use as Base Set Delete Set

Devices

+ *add new*

applies to all devices

Time

+ *add new*

not applied at any times

cancel done

21:30 *to* **06:30**

hover

21:30 *to* **06:30**

select / focus
(selecting delete key will remove condition)

22:30 *to* **06:30**

select or Enter
tab to skip to each value field
edit values directly or use arrow keys

22:30 *to* **06:30**

Enter to confirm

22:30 *to* **06:30**

selecting delete icon will remove condition

22:30 *to* **06:30**