

Auto-Adaptation

Notification overlay in PCP when logging/keying in

Some of your preferences are not available on this device and alternatives have been applied. Select the **i** icon beside each preference to view your options.

undo all

help

close

if user selects "undo all", alternatives will still be available by selecting info icon

Notification overlay in PCP when logging/keying in

Some of your preferences are not available on this device and alternatives have been applied. Select the **i** icon beside each preference to view your options.

undo all

help

close

if preferred screen reader is not available and user selects "undo all", what will happen?

Notification overlay in PCP when logging/keying in - when multiple screen-readers are available

The NVDA screenreader has been launched.

try different

feedback

help

close

change contrast

Colour Themes **i**

OFF

invert colours

black on white

white on black

black on yellow

yellow on black

change contrast

Colour Themes **i**

OFF

invert colours

black on white

white on black

black on yellow

yellow on black

Your preferred color theme is not available on this device and an alternative has been applied.

try different

feedback

help

close

in order to "undo" the original adaptation, user could just select the default/turn the preference off
(Note: change wording of "default" to "OFF")

visual alternatives

Speak Text **ON**

Screen-reader **i**

ORCA

Words spoken per minute

130

Volume

80

Braille **OFF**

Output to available device

visual alternatives

Speak Text **ON**

Screen-reader **i**

ORCA

Words spoken per minute

130

Volume

80

Braille **OFF**

Output to available device

Your preferred screen-reader is not available. ORCA has been launched instead.

try different

feedback

help

close

visual alternatives

Speak Text **ON**

Words spoken per minute

130

Volume

80

Braille **OFF**

Output to available device

visual alternatives

Speak Text **ON**

Words spoken per minute

130

Volume

80

Braille **OFF**

Output to available device

The NVDA screen-reader has been launched.

try different

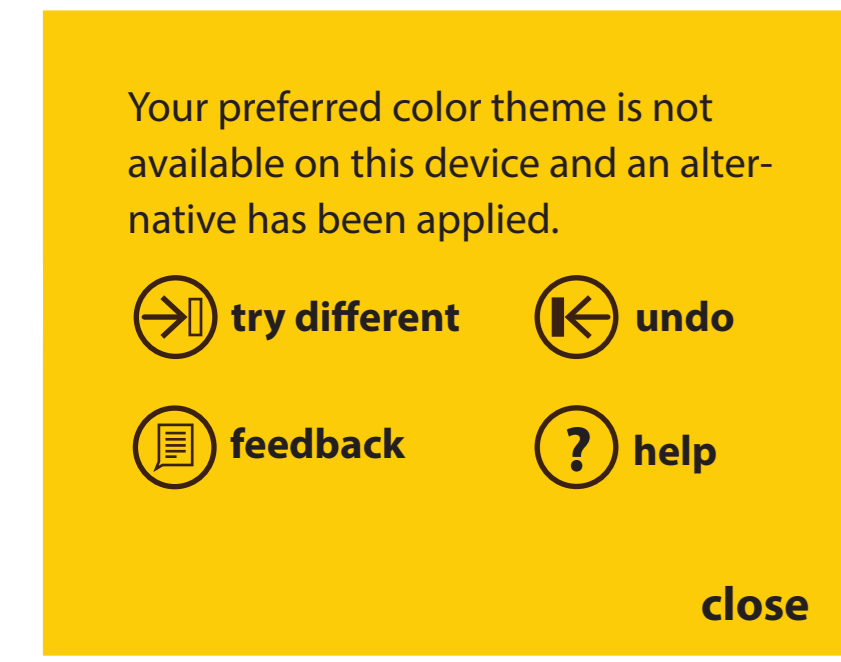
feedback

help

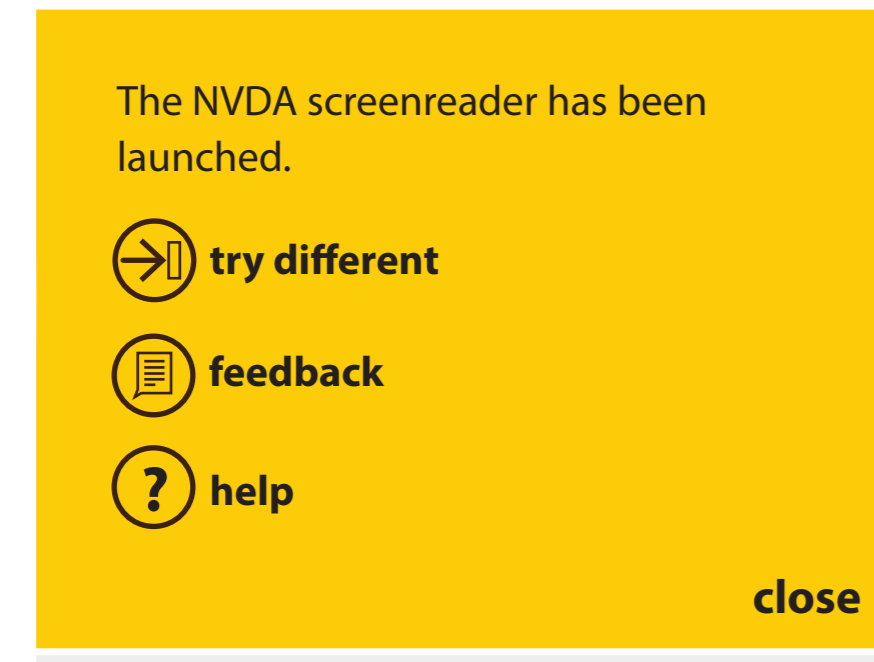
close

Auto-Adaptation (Simplified, with initial notification only)

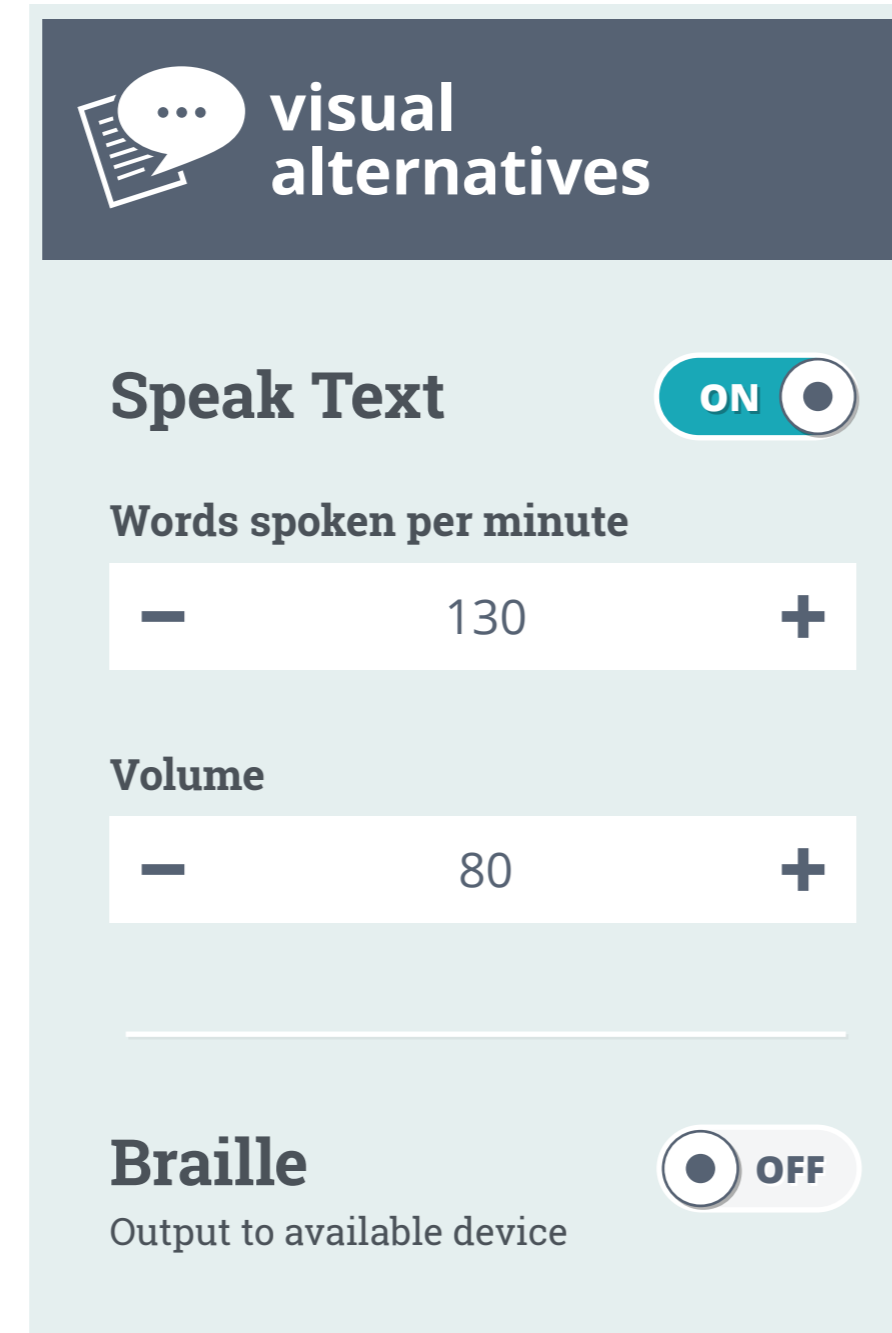
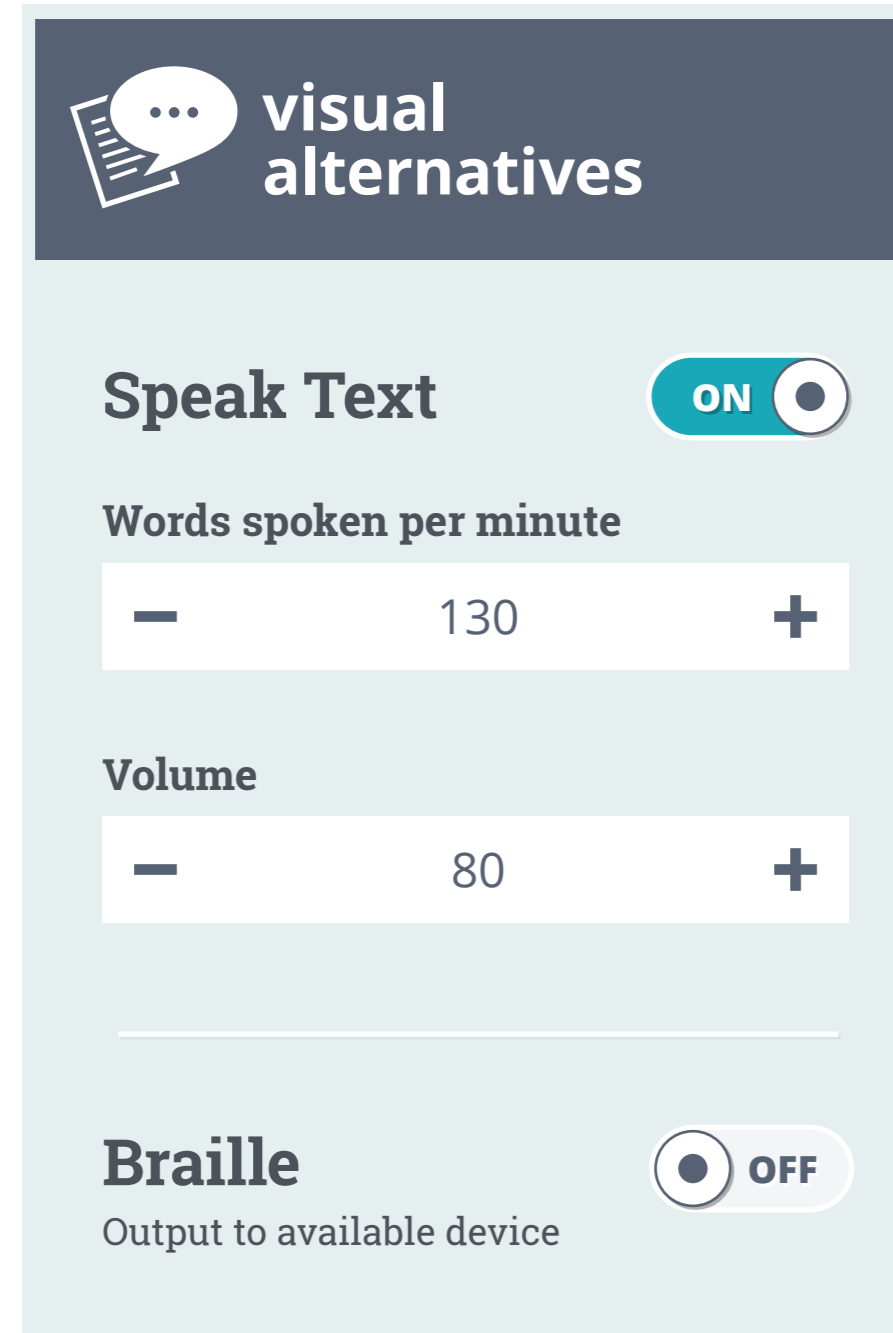
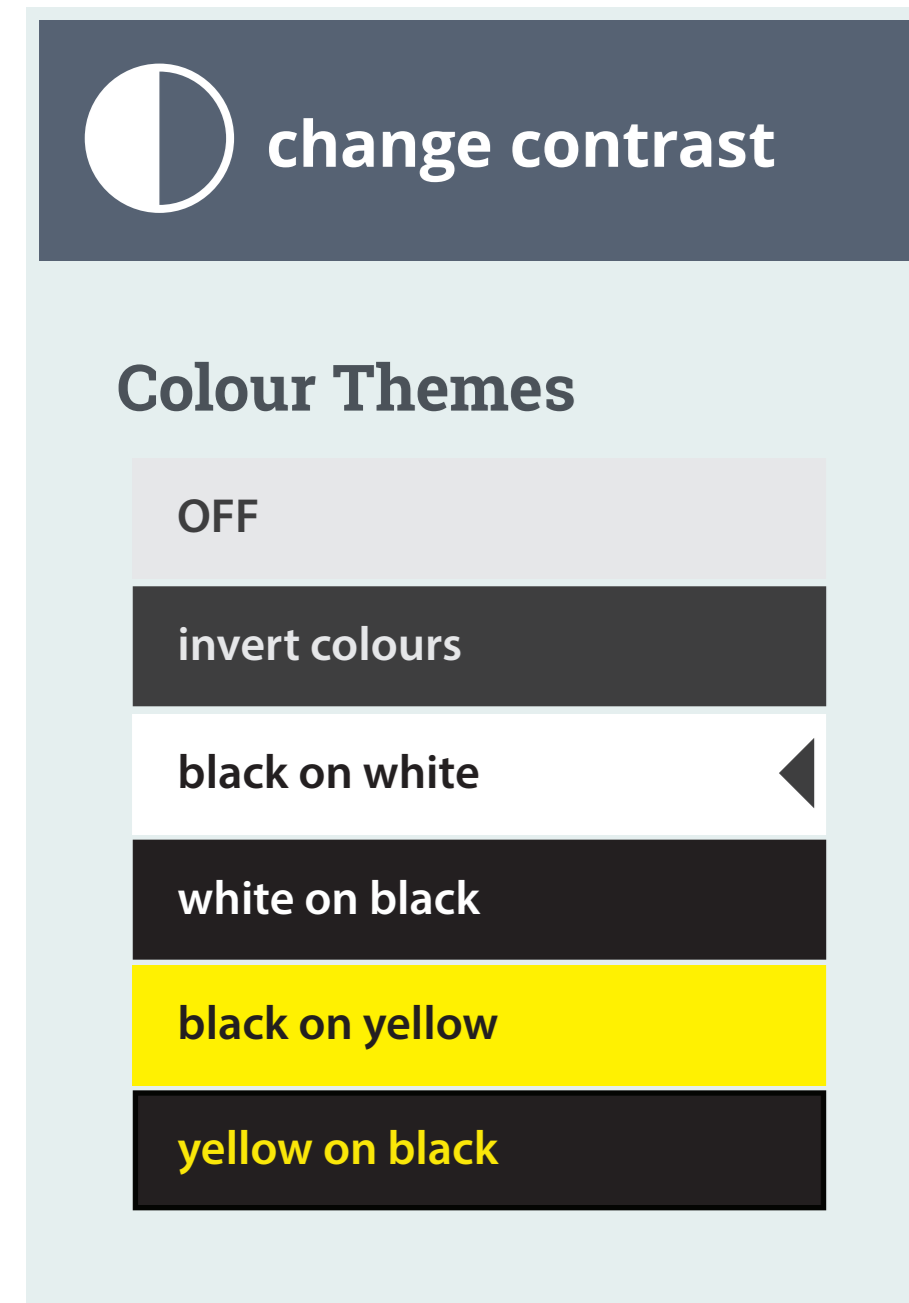
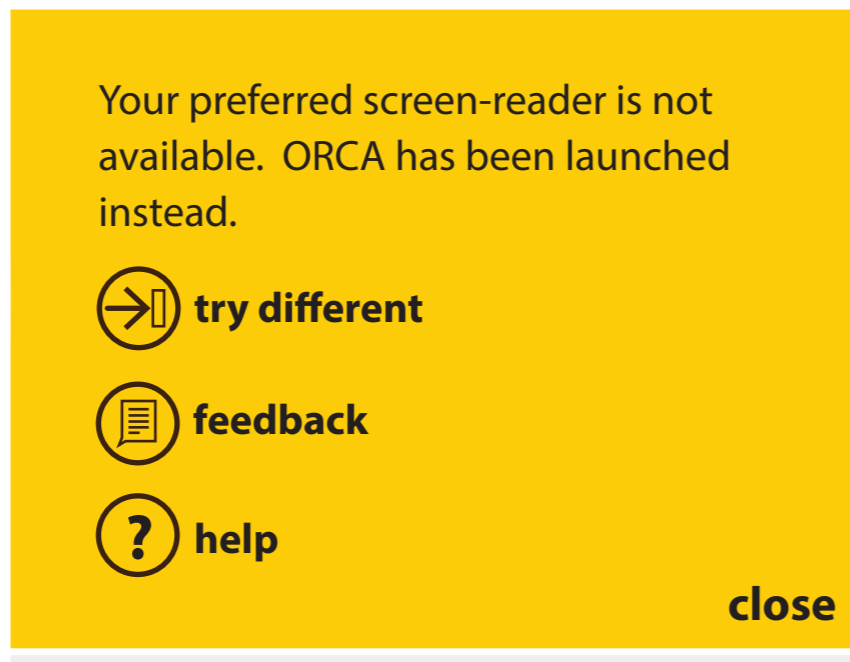
Notification overlay in PCP when logging/keying in



Notification overlay in PCP when logging/keying in - when multiple screen-readers are available



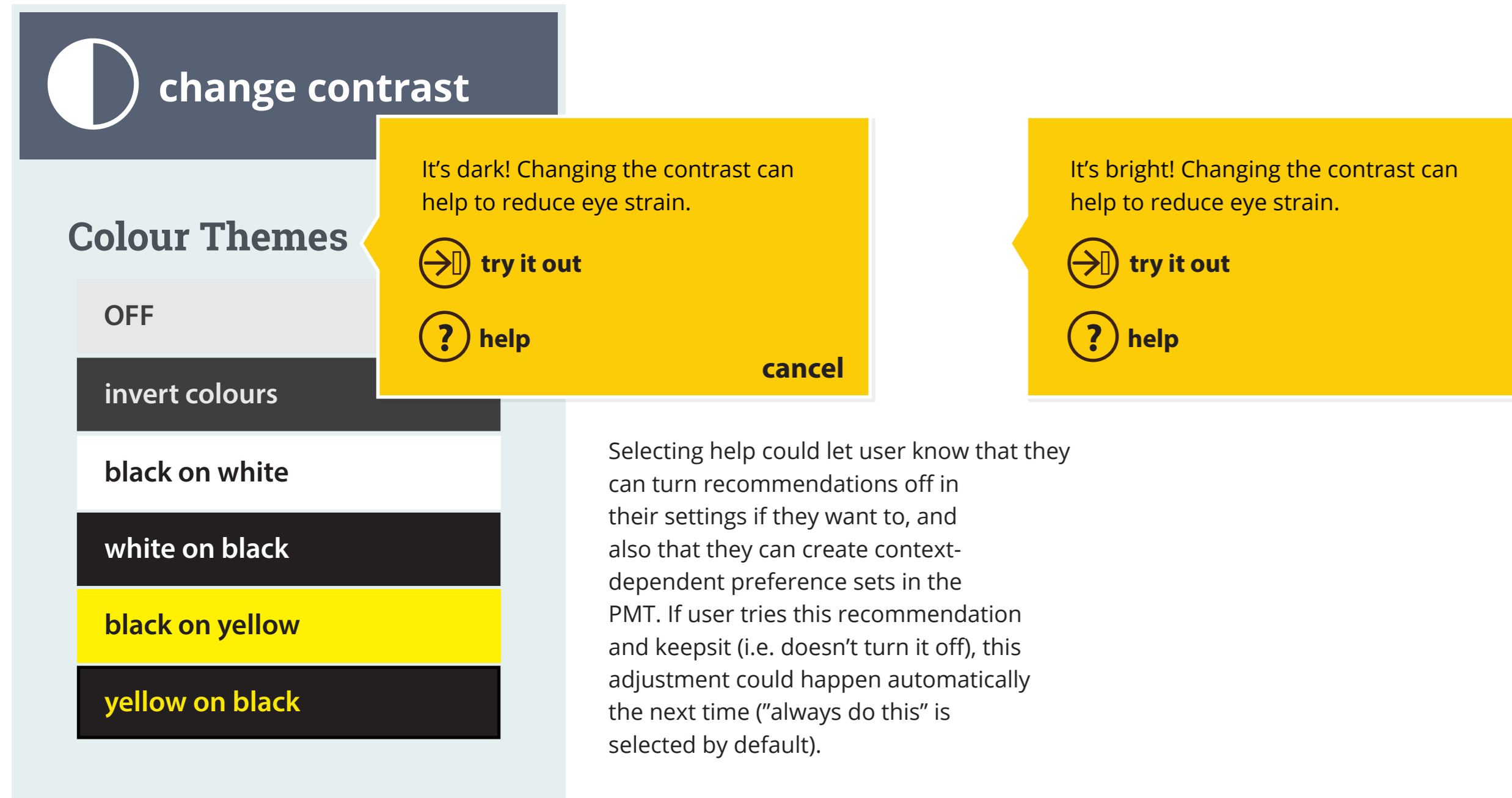
OR this (assumes preferred screen-reader is known)



Context-specific Recommendations

brightness/contrast

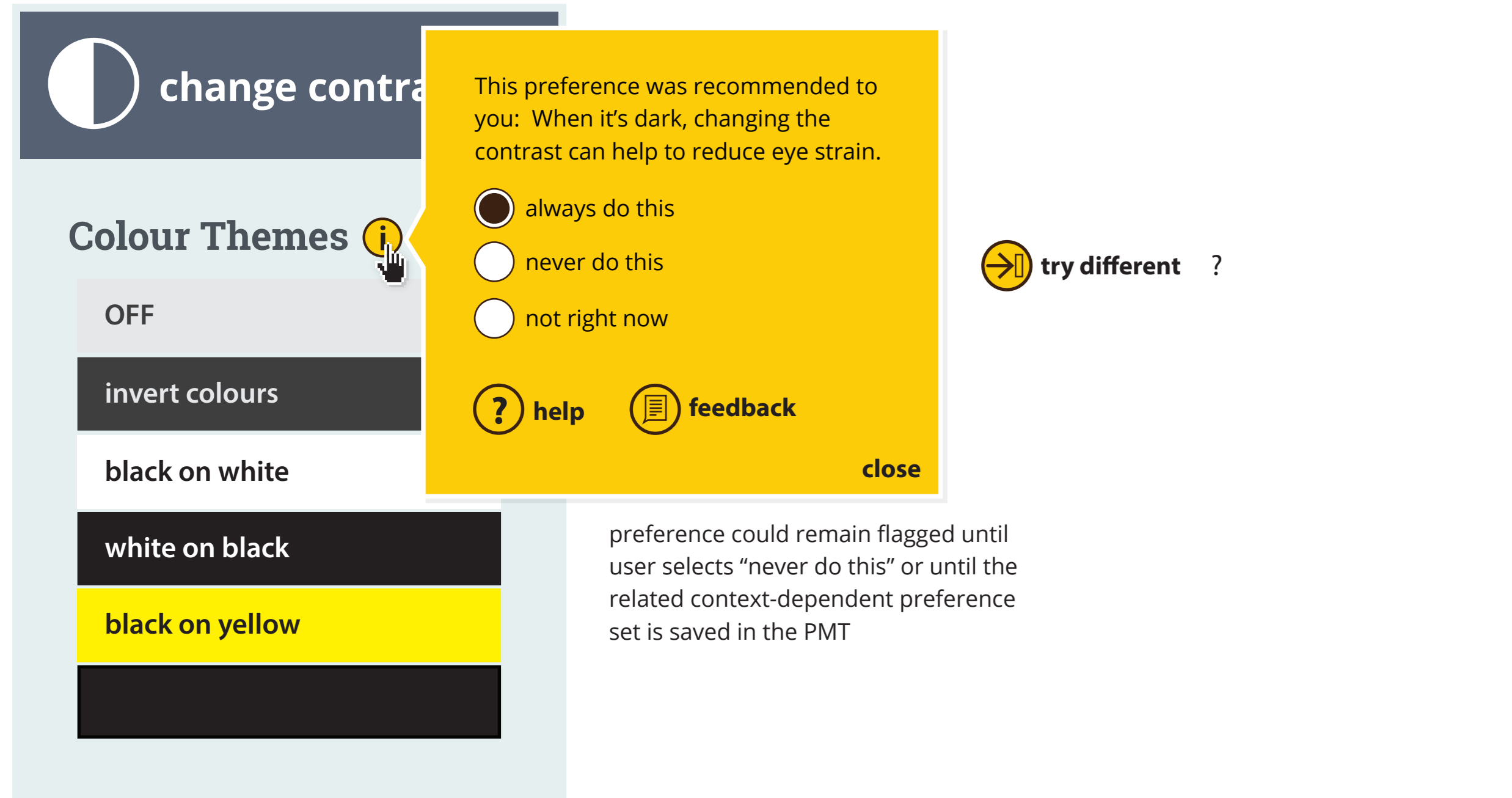
Notification appears when the environmental brightness is reduced or increased



The screenshot shows a 'change contrast' dialog box with a title bar containing a circular icon and the text 'change contrast'. Below the title bar is a 'Colour Themes' section with a list of options: 'OFF', 'invert colours', 'black on white', 'white on black', 'black on yellow', and 'yellow on black'. A yellow notification bubble is overlaid on the dialog, containing the text 'It's dark! Changing the contrast can help to reduce eye strain.' and two buttons: 'try it out' (with a right-pointing arrow and a vertical bar icon) and 'help' (with a question mark icon). A 'cancel' button is also visible in the bottom right corner of the notification bubble.

Selecting help could let user know that they can turn recommendations off in their settings if they want to, and also that they can create context-dependent preference sets in the PMT. If user tries this recommendation and keeps it (i.e. doesn't turn it off), this adjustment could happen automatically the next time ("always do this" is selected by default).

recommended preference is flagged, selecting info icon opens dialog
(leave this out for the review?)



The screenshot shows the same 'change contrast' dialog box as above. An info icon (a yellow circle with an 'i') is overlaid on the 'black on yellow' theme. A yellow dialog box is open, containing the text 'This preference was recommended to you: When it's dark, changing the contrast can help to reduce eye strain.' and three radio button options: 'always do this' (selected), 'never do this', and 'not right now'. At the bottom of the dialog are 'help' and 'feedback' buttons, and a 'close' button in the bottom right corner. To the right of the dialog is a 'try different ?' button with a right-pointing arrow and a question mark icon.

preference could remain flagged until user selects "never do this" or until the related context-dependent preference set is saved in the PMT

Feedback form

The screenshot shows a settings panel titled "visual alternative" with a dark blue header. Below the header, there are three main sections: "Speak Text" with a warning icon and a slider set to 130; "Volume" with a slider set to 80; and "Braille" with a toggle switch set to "OFF". A yellow dialog box is overlaid on the right side, containing the text "The NVDA screen-reader has been launched." and three options: "try different" (with a right arrow icon), "feedback" (with a document icon and a mouse cursor), and "help" (with a question mark icon). A "close" button is located in the bottom right corner of the dialog box.

feedback dialog opens

if email address is known, field is automatically populated

The screenshot shows a "feedback" dialog box with a dark blue header containing a document icon and the word "feedback". Below the header, there are two main sections: "Email address (optional)" with a text input field containing "emailaddress@email.com"; and "Comment" with a large empty text area. At the bottom of the dialog box, there are two buttons: "cancel" on the left and "send" on the right.