

Auto-Adaptation

Notification overlay in PCP when logging/keying in

Some of your preferences are not available on this device and alternatives have been applied. Select the **i** icon beside each preference to view your options.

undo all

help

close

if user selects "undo all", alternatives will still be available by selecting info icon

Notification overlay in PCP when logging/keying in

Some of your preferences are not available on this device and alternatives have been applied. Select the **i** icon beside each preference to view your options.

undo all

help

close

if preferred screen reader is not available and user selects "undo all", what will happen?

Notification overlay in PCP when logging/keying in - when multiple screen-readers are available

The NVDA screenreader has been launched.

try different

feedback

help

close

change contrast

Colour Themes **i**

- OFF
- invert colours
- black on white
- white on black
- black on yellow
- yellow on black

change contrast

Colour Themes **i**

- OFF
- invert colours
- black on white
- white on black
- black on yellow
- yellow on black

Your preferred color theme is not available on this device and an alternative has been applied.

try different

feedback

help

close

in order to "undo" the original adaptation, user could just select the default/turn the preference off

(Note: change wording of "default" to "OFF")

visual alternatives

Speak Text **ON**

Screen-reader **i**

ORCA

Words spoken per minute: 130

Volume: 80

Braille **OFF**

Output to available device

visual alternatives

Speak Text **ON**

Screen-reader **i**

ORCA

Words spoken per minute: 130

Volume: 80

Your preferred screen-reader is not available. ORCA has been launched instead.

try different

feedback

help

close

visual alternatives

Speak Text **ON**

Words spoken per minute: 130

Volume: 80

Braille **OFF**

Output to available device

visual alternatives

Speak Text **ON**

Words spoken per minute: 130

Volume: 80

Braille **OFF**

Output to available device

The NVDA screen-reader has been launched.

try different

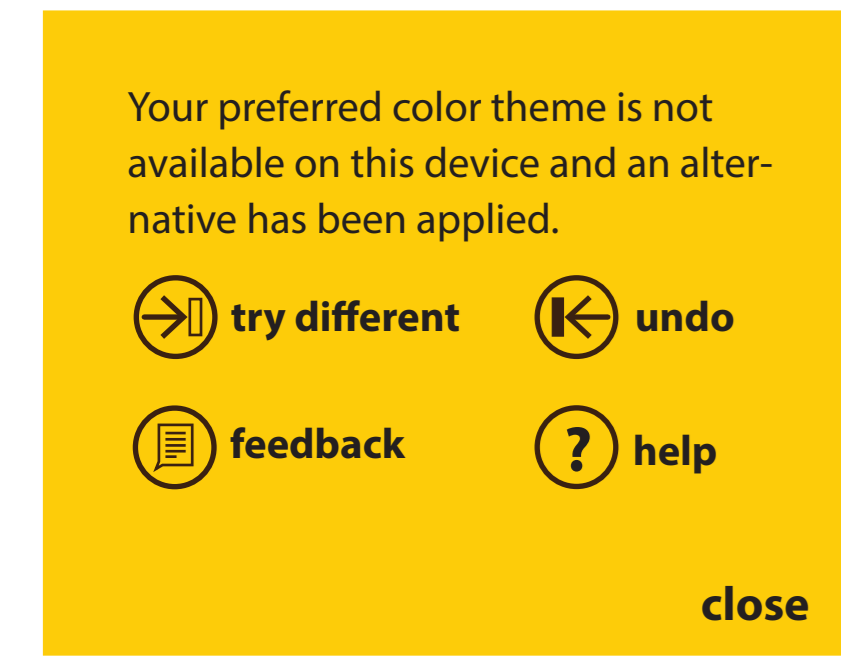
feedback

help

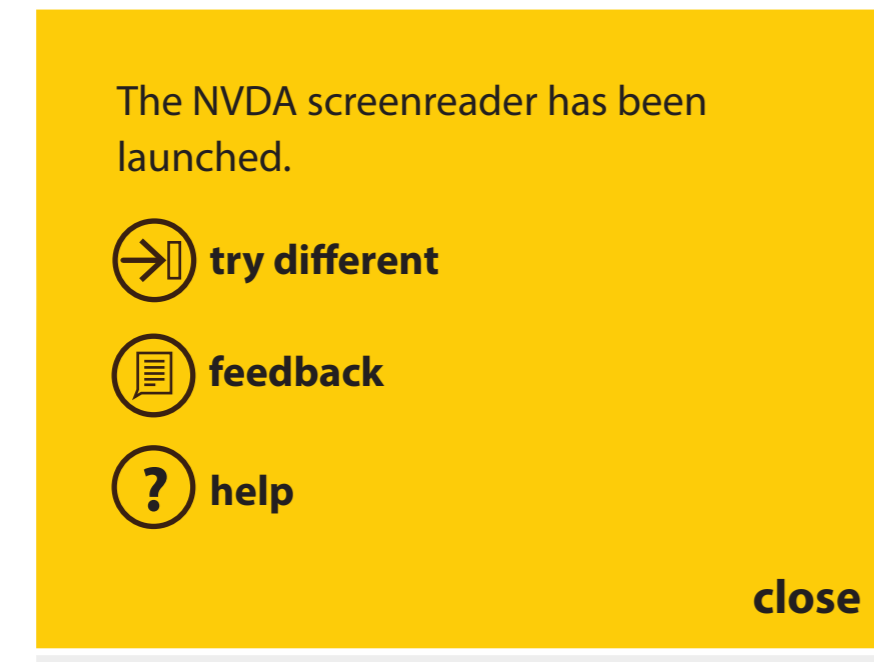
close

Auto-Adaptation (Simplified, with initial notification only)

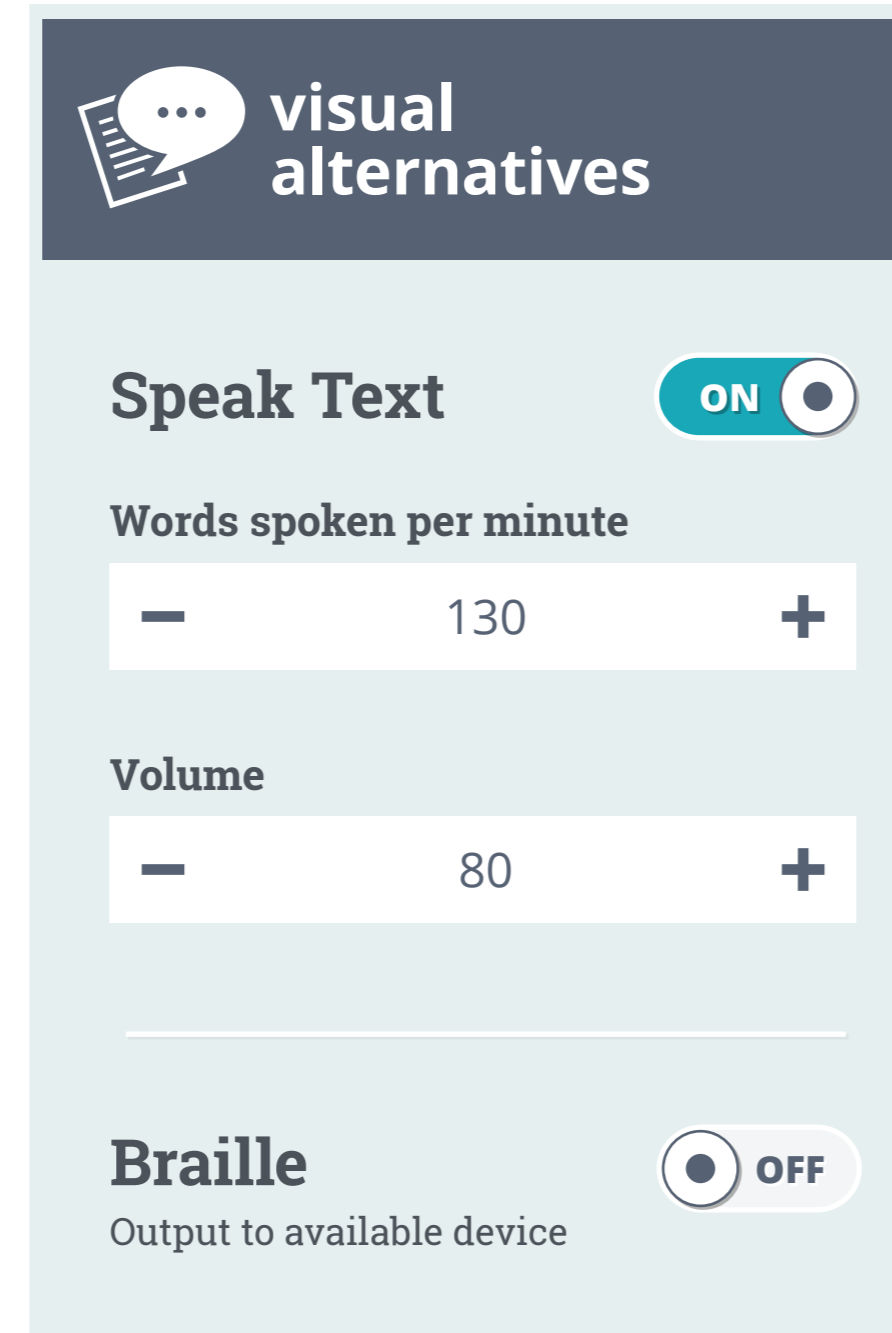
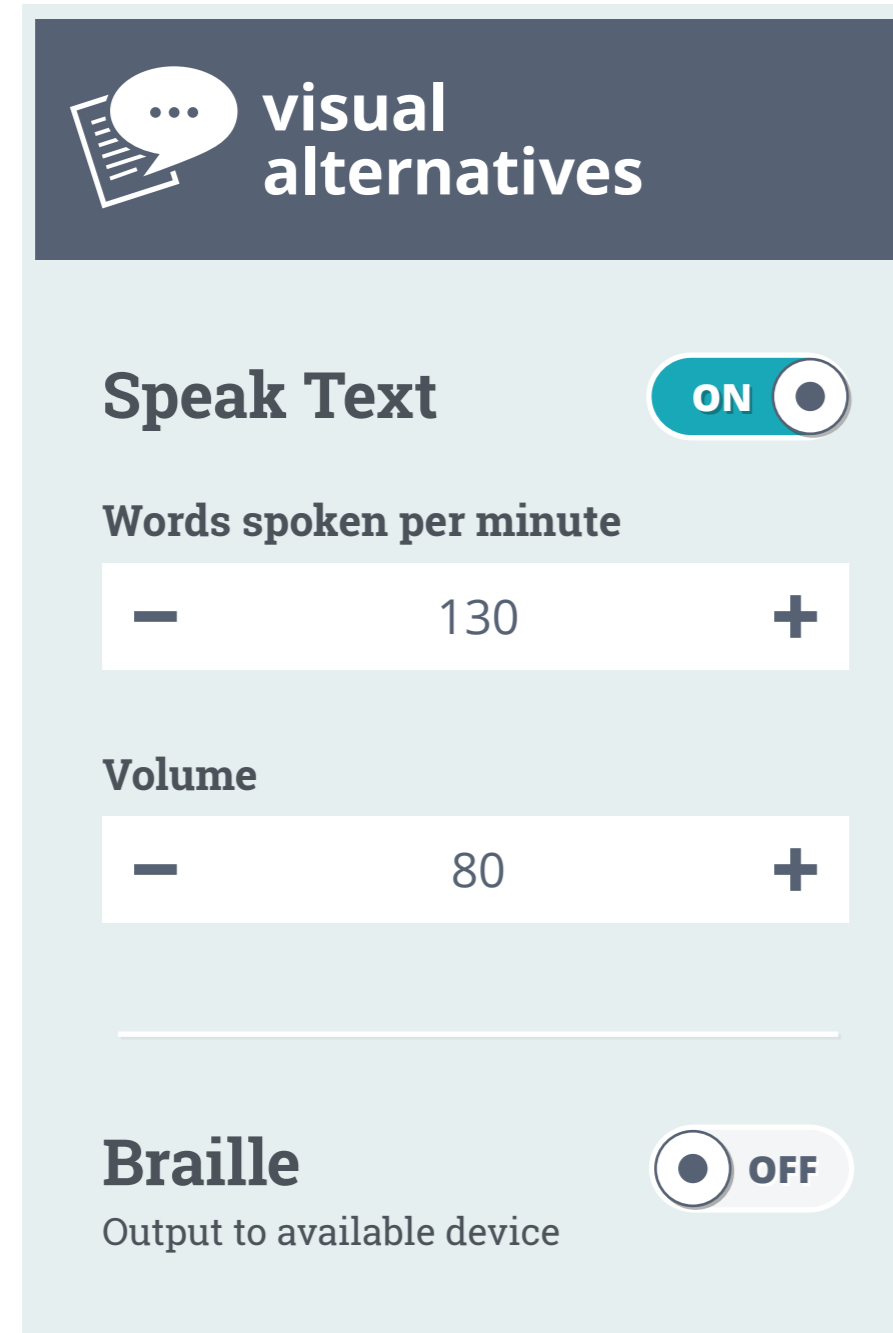
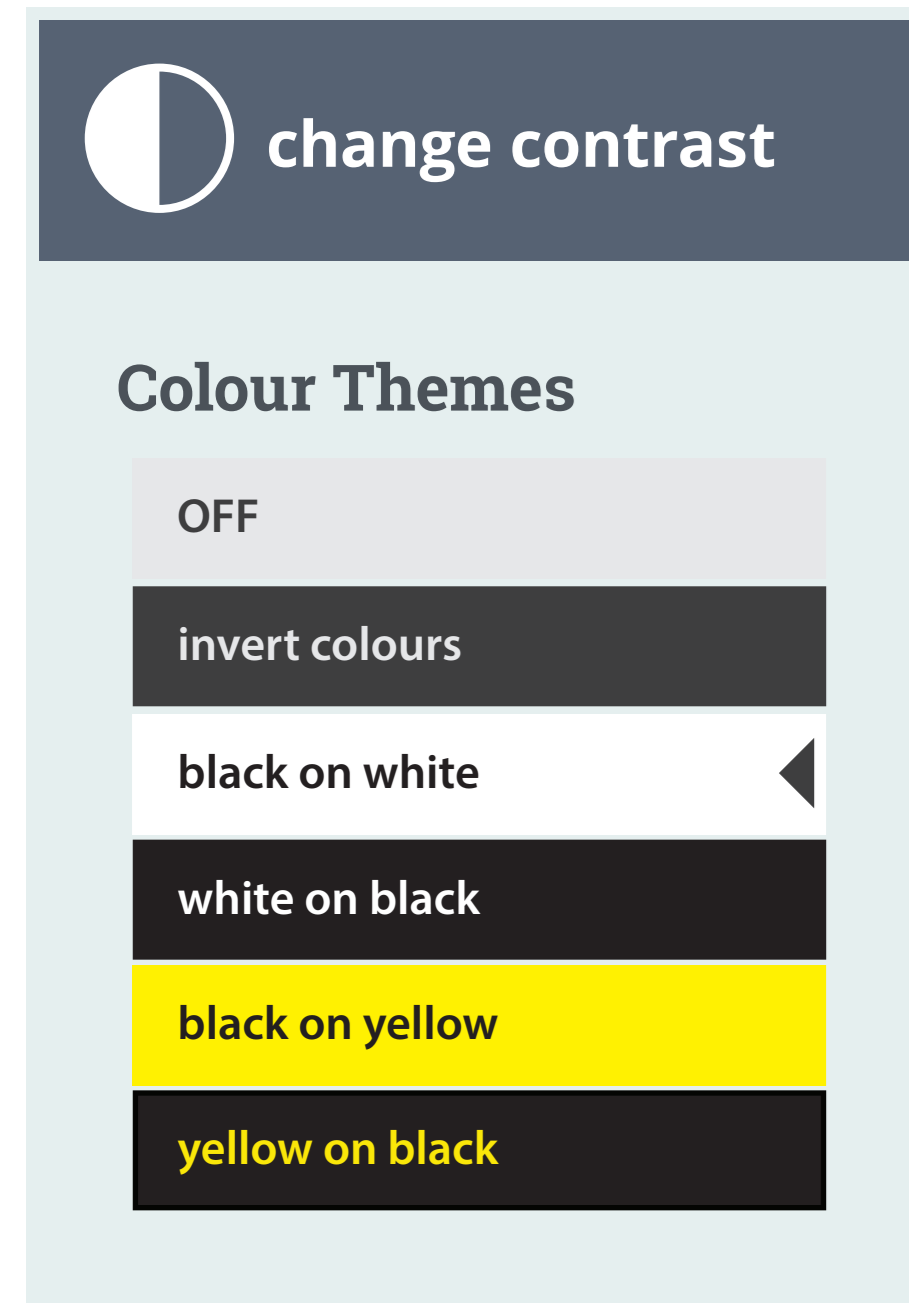
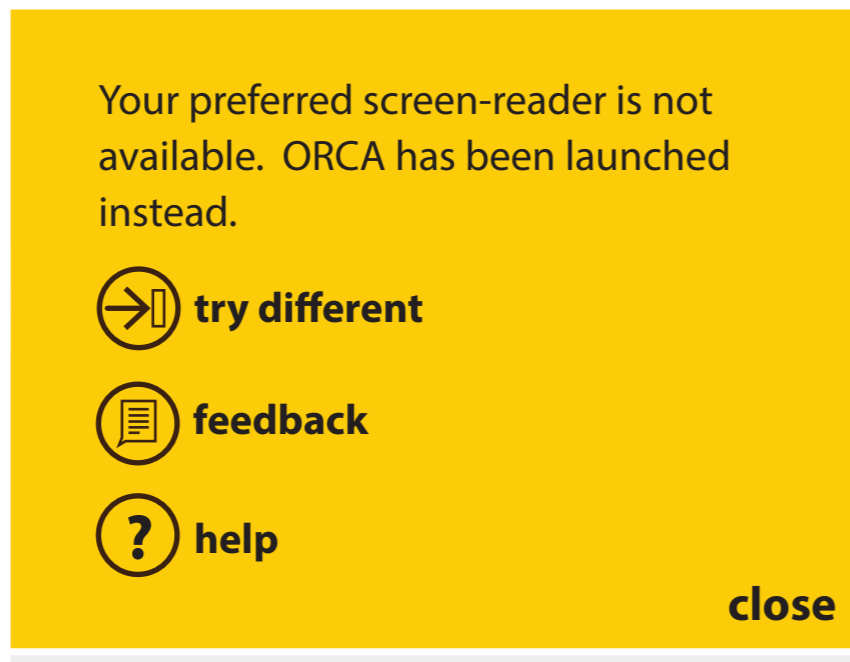
Notification overlay in PCP when logging/keying in



Notification overlay in PCP when logging/keying in - when multiple screen-readers are available



OR this (assumes preferred screen-reader is known)



Context-specific Recommendations

brightness/contrast

Notification appears when the environmental brightness is reduced or increased

The mockup shows a 'change contrast' notification dialog overlaid on a 'Colour Themes' menu. The notification has a title bar with a close icon and the text 'change contrast'. The main content area contains the text 'It's dark! Changing the contrast can help to reduce eye strain.' Below this text are two buttons: 'try it out' with a right-pointing arrow icon and 'help' with a question mark icon. A 'cancel' button is located at the bottom right of the dialog. The background menu shows options: OFF, invert colours, black on white, white on black, black on yellow (highlighted), and yellow on black.

Selecting help could let user know that they can turn recommendations off in their settings if they want to, and also that they can create context-dependent preference sets in the PMT. If user tries this recommendation and keeps it (i.e. doesn't turn it off), this adjustment could happen automatically the next time ("always do this" is selected by default).

recommended preference is flagged, selecting info icon opens dialog (leave this out for the review?)

The mockup shows a 'change contrast' notification dialog overlaid on a 'Colour Themes' menu. The notification has a title bar with a close icon and the text 'change contrast'. The main content area contains the text 'This preference was recommended to you: When it's dark, changing the contrast can help to reduce eye strain.' Below this text are three radio button options: 'always do this' (selected), 'never do this', and 'not right now'. At the bottom of the dialog are three buttons: 'help' with a question mark icon, 'feedback' with a document icon, and 'close'. The background menu shows options: OFF, invert colours, black on white, white on black, black on yellow (highlighted), and yellow on black.

preference could remain flagged until user selects "never do this" or until the related context-dependent preference set is saved in the PMT

Feedback form

The screenshot shows a settings panel titled "visual alternative" with a dark blue header. Below the header, there are three main sections: "Speak Text", "Volume", and "Braille". The "Speak Text" section has a warning icon and a slider for "Words spoken per minute" set to 130. The "Volume" section has a slider set to 80. The "Braille" section has a toggle switch labeled "OFF". A yellow dialog box is overlaid on the right side of the panel, containing the text "The NVDA screen-reader has been launched." and three options: "try different", "feedback", and "help". A "close" button is located in the bottom right corner of the dialog box.

visual alternative

Speak Text !

Words spoken per minute

— 130

Volume

— 80 +

Braille OFF

Output to available device

The NVDA screen-reader has been launched.

try different

feedback

help

close

feedback dialog opens

if email address is known, field is automatically populated

The screenshot shows a "feedback" dialog box with a dark blue header. Below the header, there are two main sections: "Email address (optional)" and "Comment". The "Email address (optional)" section has a text input field containing "ben12@gpii.net". The "Comment" section has a large text area. At the bottom of the dialog box, there are two buttons: "cancel" and "send".

feedback

Email address (optional)

ben12@gpii.net

Comment

cancel send