

Auto-Adaptation

Notification overlay in PCP when logging/keying in

Some of your preferences are not available on this device and alternatives have been applied. Select the **i** icon beside each preference to view your options.

undo all

help

close

if user selects "undo all", alternatives will still be available by selecting info icon

change contrast

Colour Themes **i**

- OFF
- invert colours
- black on white
- white on black
- black on yellow
- yellow on black

change contrast

Colour Themes **i**

Your preferred color theme is not available on this device and an alternative has been applied.

try different

feedback

help

close

in order to "undo" the original adaptation, user could just select the default/turn the preference off

(Note: change wording of "default" to "OFF")

Notification overlay in PCP when logging/keying in

Some of your preferences are not available on this device and alternatives have been applied. Select the **i** icon beside each preference to view your options.

undo all

help

close

if preferred screen reader is not available and user selects "undo all", what will happen?

visual alternatives

Speak Text **ON**

Screen-reader **i**

ORCA

Words spoken per minute

130

Volume

80

Braille **OFF**

Output to available device

visual alternatives

Speak Text **ON**

Screen-reader **i**

ORCA

Your preferred screen-reader is not available. ORCA has been launched instead.

try different

feedback

help

close

Notification overlay in PCP when logging/keying in - when multiple screen-readers are available

The NVDA screenreader has been launched.

try different

feedback

help

close

visual alternatives

Speak Text **ON**

Words spoken per minute

130

Volume

80

Braille **OFF**

Output to available device

visual alternatives

Speak Text **i**

The NVDA screen-reader has been launched.

try different

feedback

help

close

Words spoken per minute

130

Volume

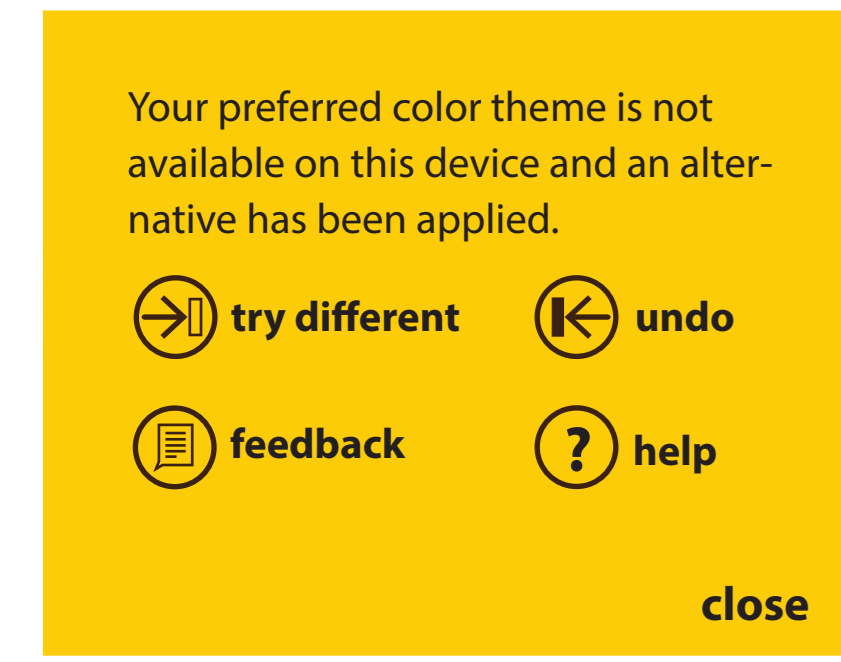
80

Braille **OFF**

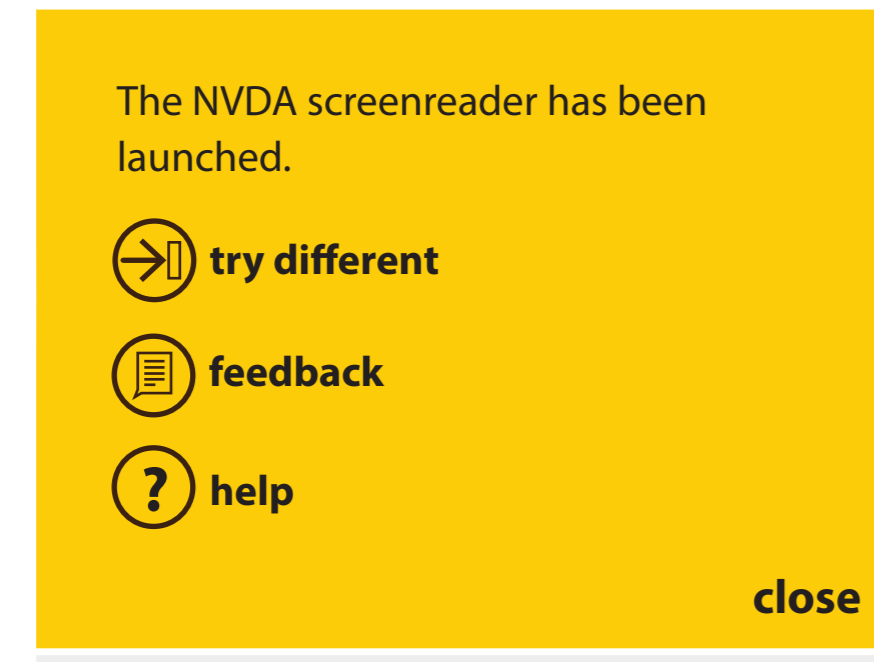
Output to available device

Auto-Adaptation (Simplified, with initial notification only)

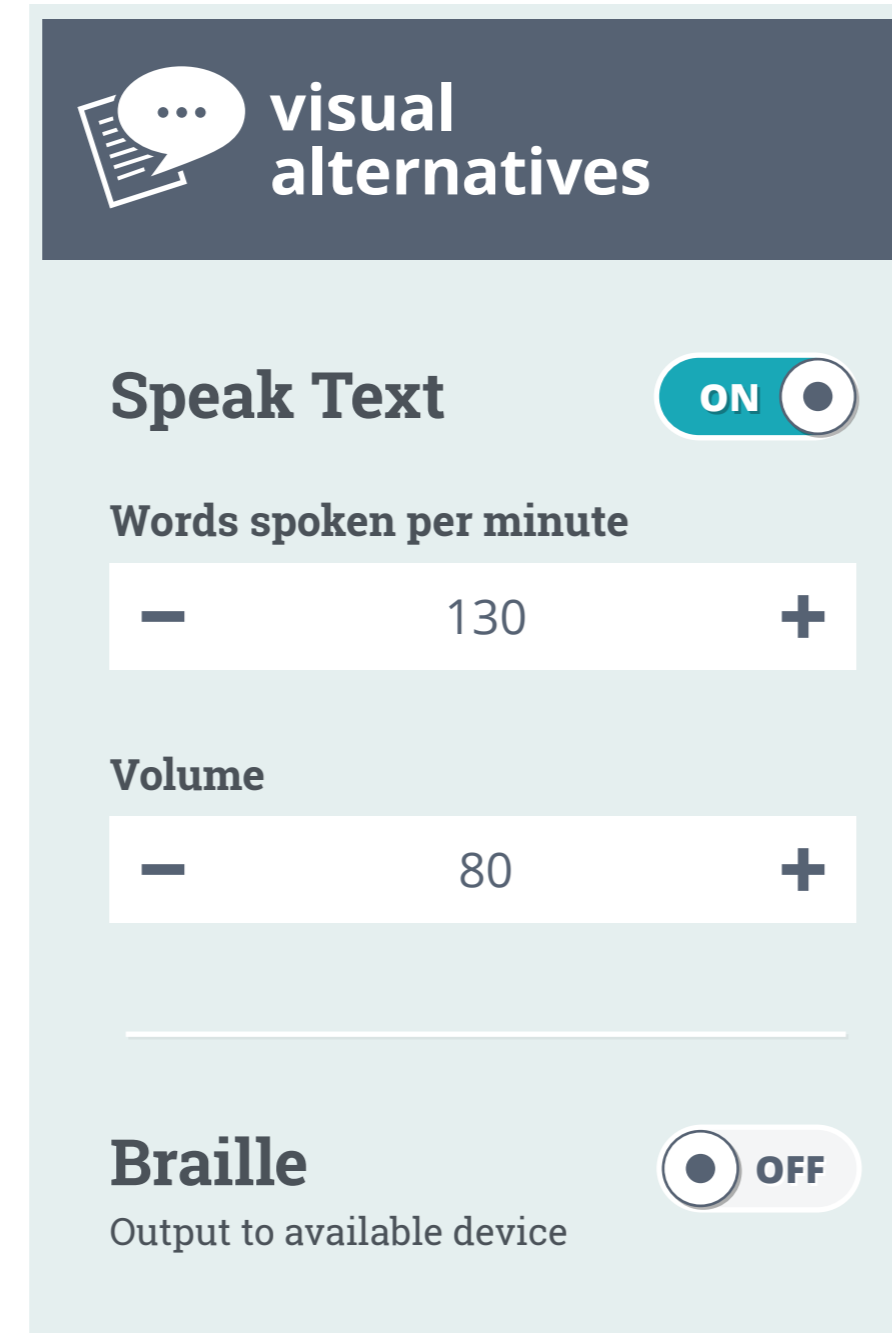
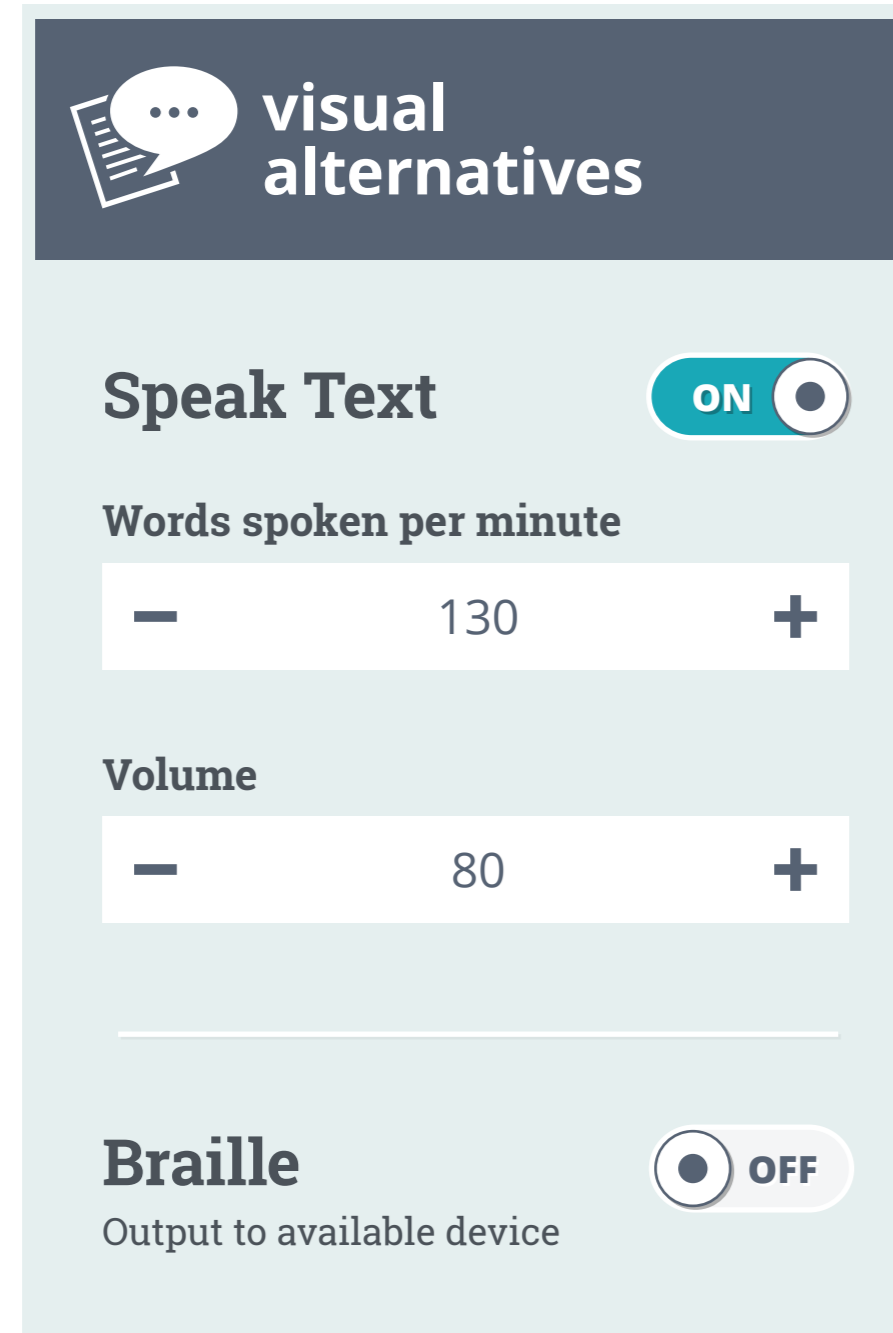
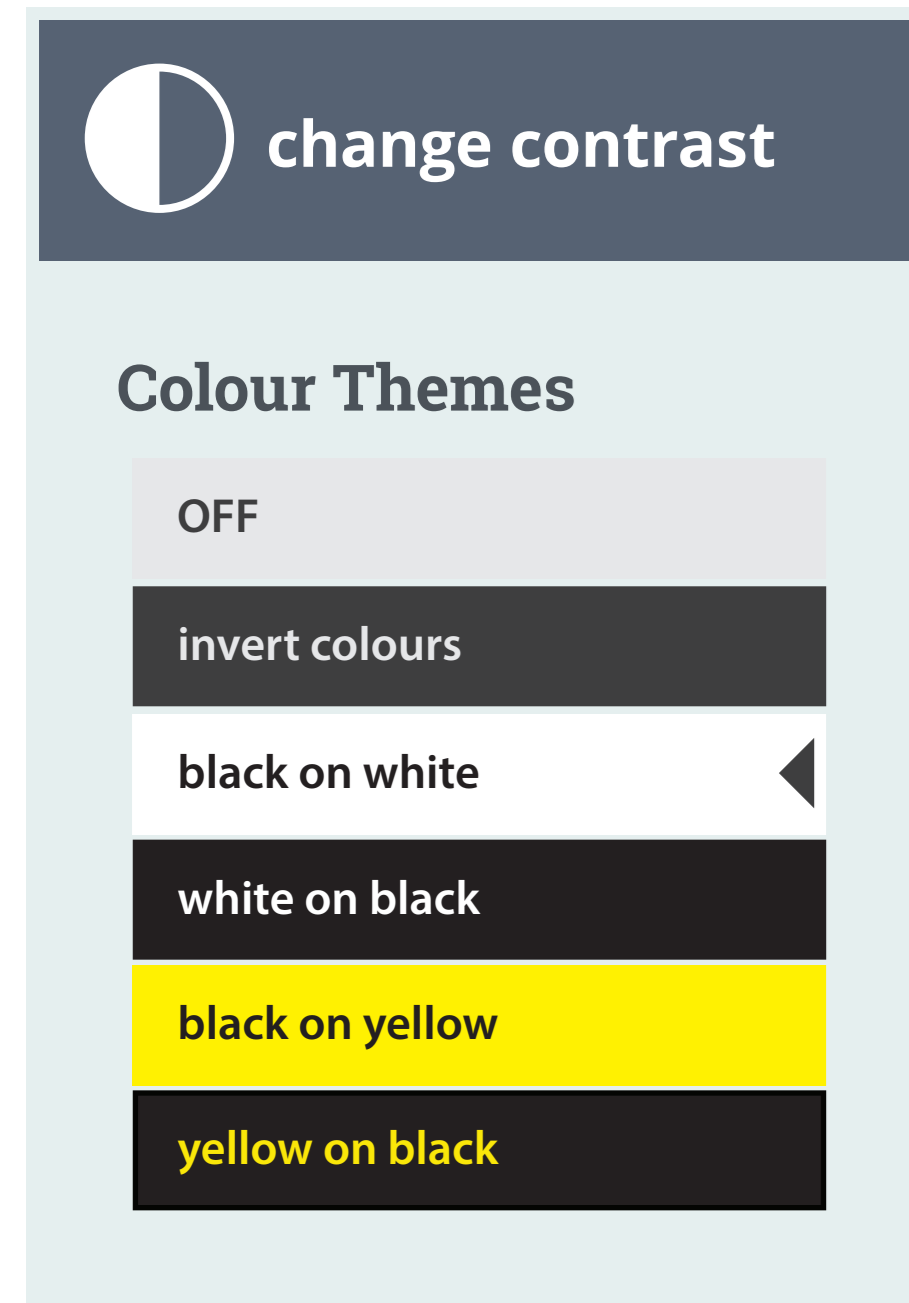
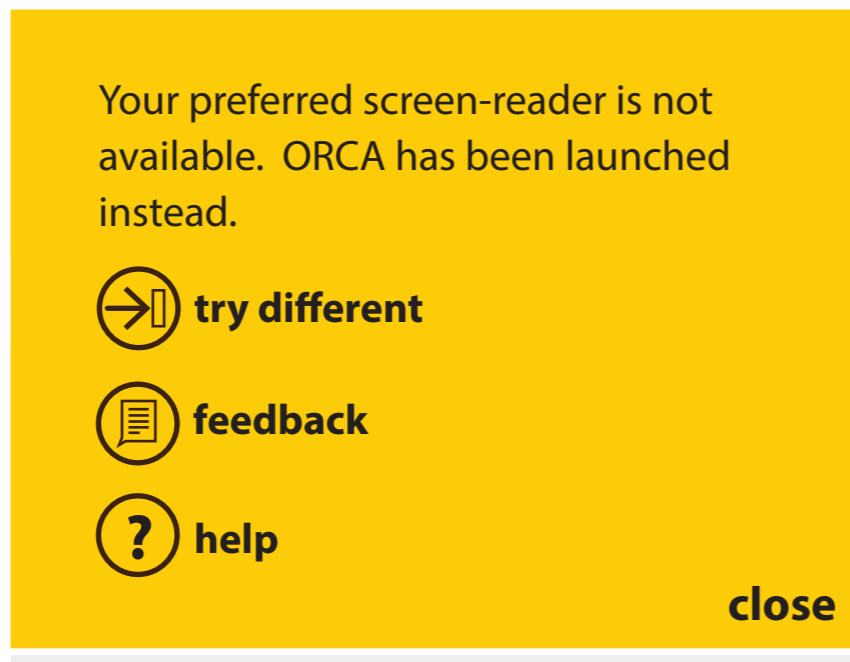
Notification overlay in PCP when logging/keying in



Notification overlay in PCP when logging/keying in - when multiple screen-readers are available



OR this (assumes preferred screen-reader is known)



Context-specific Recommendations

brightness/contrast

Notification appears when the environmental brightness is reduced or increased


The mockup shows a 'change contrast' notification dialog with a title bar containing a contrast icon and the text 'change contrast'. Below the title bar is a 'Colour Themes' section with a list of themes: OFF, invert colours, black on white, white on black, black on yellow (highlighted), and yellow on black. A yellow dialog box is overlaid on the 'black on white' theme, containing the text 'It's dark! Changing the contrast can help to reduce eye strain.' and two buttons: 'try it out' (with a right-pointing arrow and a vertical bar icon) and 'help' (with a question mark icon). A 'cancel' button is also present in the bottom right corner of the dialog.


Selecting help could let user know that they can turn recommendations off in their settings if they want to, and also that they can create context-dependent preference sets in the PMT. If user tries this recommendation and keeps it (i.e. doesn't turn it off), this adjustment could happen automatically the next time ("always do this" is selected by default).

recommended preference is flagged, selecting info icon opens dialog (leave this out for the review?)

The mockup shows a 'change contrast' notification dialog with a title bar containing a contrast icon and the text 'change contrast'. Below the title bar is a 'Colour Themes' section with a list of themes: OFF, invert colours, black on white, white on black, black on yellow (highlighted), and yellow on black. A yellow dialog box is overlaid on the 'black on white' theme, containing the text 'This preference was recommended to you: When it's dark, changing the contrast can help to reduce eye strain.' and three radio button options: 'always do this' (selected), 'never do this', and 'not right now'. Below the options are two buttons: 'help' (with a question mark icon) and 'feedback' (with a document icon). A 'close' button is in the bottom right corner. To the right of the dialog is a 'try different ?' button with a right-pointing arrow and a question mark icon.

preference could remain flagged until user selects "never do this" or until the related context-dependent preference set is saved in the PMT

 **visual alternatives**

Speak Text 

Words spoken per minute

— 130


Volume


— 80 +


Braille OFF

Output to available device

The NVDA screen-reader has been launched.

 **try different**


 **feedback**

 **help**

close

feedback dialog opens

if email address is known, field is automatically populated

 **feedback**

Email address (optional)

ben12@gpii.net

Comment

done