

content preferences



add & remove content preferences

check status of current preferences,  
add/edit metadata, or request change

single click feedback

view requests,  
and add requests

toggle comment visibility  
number turns to a '+' when there's no comments  
rectangle expands if digits require more space





## Content Preferences

**T** Text

Images

**🔊** Audio

Video

**CC** Captions

**☰** Transcripts

**🗣️** Audio Description

**T** No Text

No Images

**🔊** No Audio

No Video

High Contrast

Low Contrast

**A** Larger

No Visual Hazards

User interacts with preferences in the same way as checkboxes (for mouse and keyboard interaction).



## Transcripts

Available for 1/2 videos.



Edit transcripts  
& metadata 



Request  
change





## Transcripts

Cancel

Submit

A written version of all spoken words in a video, and may also contain additional descriptions, explanations or comments.



Video has transcripts as part of resource

English



**transcripción.txt**

[edit](#)

Spanish (Español)



*Drop transcripts*  
**browse file**



**Thanks!**

You will be matched with similar resources.



The image shows a user interface with a top navigation bar and a feedback dialog. The top bar contains icons for a plus sign, text (T), list, audio, and image. The feedback dialog is open, showing a 'Feedback' section with a sad face icon selected. The dialog includes a list of options: 'Not interesting', 'Content didn't meet my preferences', 'Needs text', 'Needs transcripts', 'Needs audio', 'Needs audio descriptions' (checked), and 'Other'. A text input field is labeled 'Please specify'. At the bottom of the dialog are 'Skip' and 'Submit' buttons.

Selecting the sad face opens up the feedback dialog. The feedback dialog is optional - the user can 'Skip' or 'Submit' (clicking outside the dialog has the same effect as 'Skip'). With either action the sad face remains active. In order to bring up the feedback dialog again, the user must deselect the sad face then select it again.

first pass



## Requests

CC Captions: English	9	+1
Transcript: English	4	+1
Text	1	+1



General requests are created from the unhappy face. Requests just show interest in content alternatives. Current page language is auto-selected as content alternative language.



full functionality

The screenshot shows a video player interface with a 'Requests' panel on the right. The panel has a blue border and a blue header 'Requests' with a 'votes' column on the right. Three requests are listed:

- CC Captions: French** (9 votes, +1 button)
- Transcript: Spanish** (4 votes, +1 button)  
Video 2: missing dialogue at 3:48  
Video 1: additional information
- Text: alt-text** (1 vote, +1 button)  
Map image

At the bottom of the panel is a blue bar with '+ add request' and a hand cursor. The top of the panel has a blue bar with a refresh icon (3 notifications), a smiley face, a frowny face, and a speech bubble icon (10 messages). A red banner in the top left corner of the video player says 'full functionality'. The video player background is grey with a white play button and a red progress bar.

Content alternative heading (blue text) is the general request, specific details about the request are added underneath (black text)  
Specific details can come from multiple users.



## Requests

votes

**CC Captions: French**

9 **+1**

**Transcript: Spanish**

4 **+1**

Video 2: missing dialogue at 3:48  
Video 1: additional information

**Text: alt-text**

1 **+1**

Map image

### Thanks for the vote!

Get emailed when transcripts are available:

*Enter email address*

**GO**

**+ add request**

When the user votes for a request, a notification transitions from the bottom. If the user doesn't enter their email address and votes for another request, the previous notification disappears and a new one transitions up. The new notification starts the transition animation halfway up (not from the bottom).



## Requests

votes

**CC Captions: French**

9 **+1**

**Transcript: Spanish**

4 **+1**

Video 2: missing dialogue at 3:48  
Video 1: additional information

**Text: alt-text**

1 **+1**

Map image

Oops! Please enter a valid email address.

**GO**

**+ add request**

If the user submits a request with an invalid email address, they will get an error message. The notification disappears when the user enters a valid email address, closes the request dialog, or selects another interactive.



## Requests

votes

### CC Captions: French

9

### ☰ Transcript: Spanish

4

Video 2: missing dialogue at 3:48  
Video 1: additional information

### T Text: alt-text

1

Map image

You will be emailed when transcripts are available.

[+ add request](#)

A confirmation message displays after an email address has been submitted.  
Message disappears when the user takes another action.



## Request Type

Cancel

 Text

 Images

 Audio

 Video

 Captions

 Transcripts

 Audio Description

 No Visual Hazards

**Request Transcripts** Cancel Submit

Video \*

Language \*

English

*Additional comments (optional)*

Get notified

*Enter email address (optional)*

User is taken to appropriate request page after they've selected request type either through:  
request type screen or preference dialog



Tooltip goes here for both focus and hover

## Transcripts

Available for 1/2 videos.



Edit transcripts  
& metadata

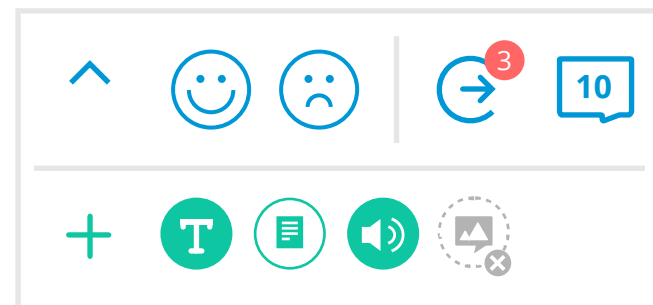

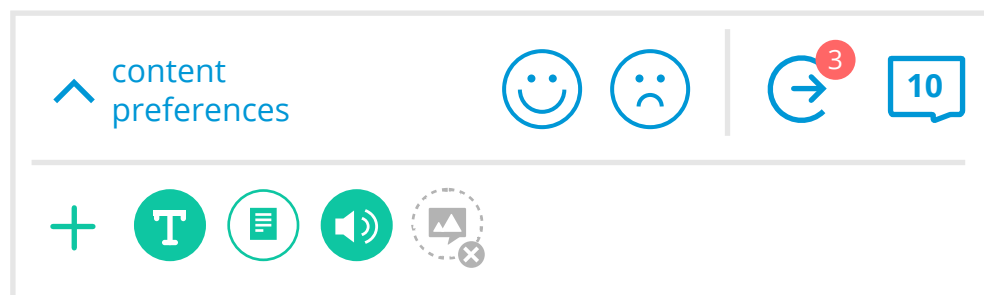




Request  
change

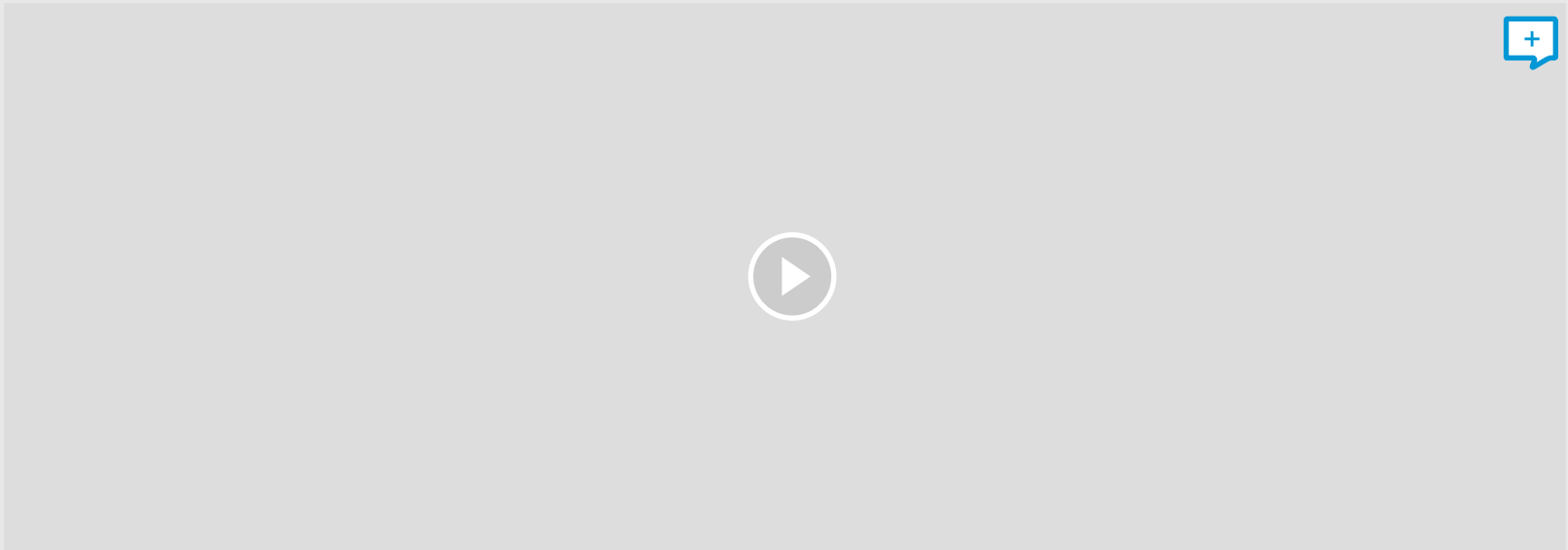


focus

hover

smaller width, enlarged wider width, or too many preferences to fit in one row




when a request is added (either through the unhappy face or the add request button)  
the request number circle transitions slightly bigger (temporarily) and a number is added







+ add contribution



Submitted by Name (3 versions)  
[edit](#)



Submitted by Name  
[edit](#)




Selecting the comment icon on an element opens up an overlay with user contributions. If the user selects a comment icon with a '+', the user is taken directly to the add contribution dialog.



Add contribution

Cancel

Submit

drop media  
[browse](#)

add text



Submitted by Name  
[edit](#)

Submitted by Name  
[edit](#)

Submitted by Name,  
*edited 1 time*